

Pure Freude
an Wasser



CHANGE.

TURN YOUR BACK ON OLD HABITS:
THE NEW **GROHE SENSIA® ARENA** SHOWER TOILET.

EXPERIENCE IT
YOURSELF NOW!
MORE INFO AT
ARENA.GROHE.CO.UK



IC 0 2
NIC 0
AWA 1
RDS 6

product
best of best



WASH INSTEAD OF WIPE.
BECAUSE NOTHING GETS
YOU CLEANER THAN WATER.

When you hear "personal hygiene," what do you think of first? Is it paper or running water? Water cleanses the skin gently and thoroughly. From time immemorial, we have used it to wash our hands and our bodies. It refreshes, comforts and provides a feeling of wellbeing. We wouldn't imagine that a quick wipe with a piece of paper could have the same effect - except when going to the toilet. For this reason we now present a new style of toilet: A shower toilet, designed to harness the power of water. For natural, gentle and thorough hygiene.



WELCOME TO A NEW DIMENSION
OF PERSONAL CARE.
GROHE SENSIA® ARENA.

GROHE Sensia® Arena stands for Intelligent Care. Behind it are visionary ideas from GROHE, the most modern technology available and the unparalleled ability to combine it all. Enjoy innovative functions that are tailored to your personal needs. More comfortable, hygienic and soothing than using paper, with the GROHE Sensia® Arena you can experience a new standard of personal hygiene.

MAYBE THE
CLEANEST PLACE
ON EARTH.



GROHE DESIGN

GROHE Sensia® Arena is much more than just a shower toilet. Its award-winning form makes it the perfect style element for your bathroom. One which harmonises with any bathroom, whatever the design. The soft contours give the impression of discreet elegance. Every single detail has been carefully thought through and contributes to a higher level of comfort. As a result, GROHE Sensia® Arena now offers a new standard of hygiene, naturally, even if you use the GROHE Sensia® Arena shower toilet as just a “normal” toilet. From its sleek profile to its technologically advanced surface – it offers a new standard for your personal hygiene.



GROHE AQUACERAMIC

An innovation which makes the GROHE Sensia® Arena into a uniquely immaculate place. GROHE AquaCeramic revolutionises the ceramic surface. This technology forms a film of water, which ensures that practically no impurities are left behind. The result for you: ultimate hygiene – for life.



GROHE TRIPLE VORTEX








As opposed to normal toilets, the innovative, Triple Vortex System from GROHE produces three times the flushing power, which swirls over the complete ceramic surface and cleanses it thoroughly. So thoroughly that after the first flush, there is no remaining residue. Despite its great power, this highly effective flush requires very little water.



You can find more detailed information about the innovative technologies found in the GROHE Sensia® Arena at www.arena.grohe.co.uk.

YOUR PERSONAL CHECK LIST. FOR YOUR **PERSONAL** SHOWER TOILET.

GROHE Sensia® Arena, the ultimate in hygiene, perfectly tailored to your individual needs. Every single detail of this innovative shower toilet has been carefully thought through to offer you a special level of hygiene at all times. You will enjoy a perfect cleansing experience thanks to a multitude of adjustable spray arms and unlimited warm water. You will benefit from exceptional cleanliness because of the innovative AquaCeramic finish, the Triple Vortex flushing power and the self-cleaning spray nozzles. Furthermore, the GROHE Sensia® Arena adjusts to you personally and automatically, with comfort functions such as a nightlight, remote control via app and odour absorption. See for yourself how many of your personal needs will be individually fulfilled thanks to the GROHE Sensia® Arena – and all at a remarkable price.

	YOUR NEEDS	YOUR GROHE SENSIA® ARENA FUNCTIONS	
 PERFECT SKIN CARE	Cleansing with water at a pleasant temperature.	 Adjustable water temperature. Exactly according to your personal wishes.	✓
	Continuous warm water, for as long as you want.	 Unlimited warm water supply. Thanks to the integrated flow heater.	✓
	Separate spray nozzles for Lady and Standard jets.	 Twin shower arms. Two separate spray nozzles for Lady and Standard jets for maximum personal hygiene.	✓
 ULTIMATE HYGIENE	Long-lasting toilet hygiene that sets new standards.	 GROHE AquaCeramic. Revolutionary surface technology for life-long cleanliness.	✓
	An especially effective and efficient flush.	 GROHE Triple Vortex. The unique flushing system with three times the flushing power.	✓
	Hygienically cleaned spray nozzles.	 Automatic self-cleaning. The spray nozzles are cleaned automatically before and after every use.	✓
 PERSONAL COMFORT	A toilet free of odours.	 Odour absorption. Automatically activated with each use for an odour-free toilet.	✓
	A toilet that saves your personal user settings.	 GROHE Sensia® Arena App. Controlling and saving your personal settings via an iOS and Android app.	✓
	A nightlight which guides you through the bathroom in the dark.	 Nightlight. A soft light in the toilet makes nighttime orientation in the bathroom easier.	✓
	Clean and dry without wiping at all.	 Air dryer. Allows for comfortable drying after the warm water douche.	✓
	A toilet seat that registers every approach and opens automatically.	 Lid opens and closes automatically. Via an integrated sensor.	✓

EXPERIENCE THE NEW GROHE **SENSIA® ARENA SHOWER** TOILET AT WWW.ARENA.GROHE.CO.UK:

- Let the new GROHE Sensia® Arena win you over at a location near you.
- Discover all of the product's details and outstanding features.

GROHE.CO.UK

Or follow us on



PART OF **LIXIL**

Scan the QR code now or experience it directly at www.arena.grohe.co.uk.

