

Pure Freude
an Wasser



HELPING BUILD A COMMUNITY WITH GROHE





WHY GROHE?

INSPIRING YOUR VISION. DELIVERING SUCCESS.

We are your professional partner for ensuring your properties have the best quality products however tough your build budget. At GROHE we want to help you build your vision. With decades of industry experience we appreciate your requirements, understand your concerns and will contribute our expertise to enable the successful completion of your project.

In many countries around the world, GROHE is one of the most sought-after brands in the industry. In 2019 GROHE won the distinction of "Red Dot: Brand of the Year". GROHE upgrades your real estate – both high-end premium properties and cost-effective bathroom and kitchen solutions that satisfy the current standards of the UK housing industry.

WHY NOT BENEFIT FROM OUR EXPERIENCE?

Whatever type of project you are working on GROHE offers a full spectrum of products. The UK projects team has assisted in the specification of a magnitude of different projects – each with its own specific requirements:

- Luxury apartments
- Urban developments
- Large scale renovations
- Retirement Living
- Student Accommodation
- Starter Homes
- Build to Rent
- Social Housing

DESIGNED FOR PERFORMANCE

ENDURING DESIGN. OUTSIDE AND IN.

Our history of great German engineering, lifecycle testing and numerous external certification processes are what gives our customers complete confidence in a name they can trust that delivers on durability and return on investment.

Our four brand values: Quality, Technology, Design and Sustainability guarantee our products meet and exceed your householders' expectations by delivering lasting value. Independent test results, which can be viewed on our website grohe.com, prove that:

9 out of 10 consumers prefer the GROHE Tempesta shower.

Our showers deliver a vitalizing effect, thanks to GROHE DreamSpray technology.

GROHE sanitary installation frames, with GROHE QuickFix, are faster and easier to install.

In a long term comparison test our single lever mixers, with GROHE SilkMove, outperform those from leading competitors.

GROHE thermostats, featuring GROHE TurboStat technology, have the fastest response times. This complies with Part G* requirements that Thermostatic bath fillers are fitted to all new build properties with a maximum fill temperature at 42°C to reducing scalding incidents.

GROHE also has over 800 WRAS (Water Regulations Advisory Scheme) approved products including basin mixers, bath fillers, showers, flush plates and kitchen mixers.



*The revisions to Part G of the Building Regulations include the requirement that baths in new homes are fitted with a protective device (i.e. a thermostatic mixing valve) to limit the temperature of hot water. GROHE has 20 TMV2 approved products.

FOR EVERY BUDGET

UNBEATABLE VALUE ACROSS ALL PRICE POINTS WHAT EVER THE PROJECT.

Our extensive portfolio covers a range of price points enabling you to source your sanitary fittings and sanitary ware from a single supplier – GROHE.

From state-of-the-art showers to single-lever mixers with matching ceramics for the bathroom and sinks, water systems and taps for the kitchen, our broad range of products includes solutions for all build budgets.

GROHE has received over 400 design and innovation awards. We invest heavily in the development of new products to ensure our portfolio is the freshest in the industry.

BEST



BETTER



GOOD





SAVING PRECIOUS **RESOURCES**

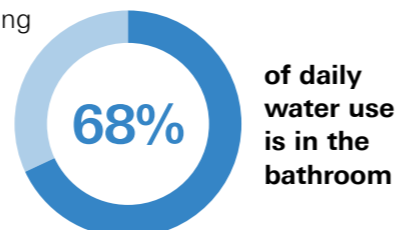
Ensuring Water Enjoyment for generations to come.

To be able to offer not just to today's consumer but for generations to come, we offer sustainable product solutions like GROHE Blue Home, GROHE EcoJoy, and GROHE SilkMove ES, and we demonstrate through our Sustainability Report and Sustainability accolades that we have made a serious corporate commitment to protecting the planet.

GROHE aims for all of its manufacturing plants to become carbon-neutral during 2020. An industry first. In the UK 68 % of daily water usage is used in the bathroom and 20 % is used in the kitchen. In Building

Regulations Approved Document G (2010) there is a requirement to undertake calculations to demonstrate that the water usage limit of 125 L/person/day is not exceeded.

GROHE EcoJoy taps and fittings ensure maximum enjoyment with minimum water consumption, to deliver best value for the planet and the householder. Specify products featuring our integrated water-saving technologies and you can generate significant water and energy savings from the outset.



IN PERFECT **HARMONY**

GROHE is in the rare position of being able to provide a complete range of coordinated taps, showers, ceramics and accessories in a range of colours and finishes that complement the latest sanitary ware designs.

GROHE Watersystems, kitchen taps and complementary sinks also offer a coherent design signature created especially for the hub of the house.

You have the vision. We have the complete design solution:

A carefully curated range of finishes for all touchpoints in the bathroom.

An extensive range of basin and bath taps and showers to suit all applications.


Concealed cisterns and flush actuation plates, for effortless water saving.

Ceramic ranges made to match in form and function with GROHE fittings.

A coordinating range of Watersystems, kitchen taps with matching sinks.

REFERENCE PROJECTS

Fish Island Hackney Wick London



Project name:
Fish Island Village

Developer:
Hill Group

Year of completion:
2019


Location:
Hackney Wick, London

GROHE products:
Skate Cosmopolitan flush plate
Concealed cistern
Rapido T valve
Allure thermostat

Take a tour around Fish Island Village, a vibrant canal side community that has been redeveloped in Hackney Wick. Next door to the independent cafes, bars and warehouse pop-up art galleries the area is famous for, this energetic neighbourhood will be a truly inspiring place to live.

Hill Group the award winning developers chose GROHE bathroom fittings to complement the relaxed and creative vibe of the eclectic apartments and unique work spaces. The Allure Shower Thermostat is complemented by the Skate Cosmopolitan flush plate and concealed cistern.

Kidbrooke Village Greenwich, London



Project name:
Kidbrooke Village

Developer:
Kidbrooke Village

Year of completion:
2019

Location:
Greenwich, London

GROHE products:
Euro ceramics
Rapid SL fame
Skate Cosmopolitan flush plate

The one billion pound regeneration project including 4,900 homes in 136 acres of parkland, as well as 90,000 ft² of community and commercial space has been evolving and thriving over the last ten years. Kidbrooke Village, with the original masterplan by Lifschutz Davidson Sandilands, is a partnership between Berkeley, the GLA, the Royal Borough of Greenwich and the Mayor of London. Berkeley Group recently won gold in the What House? Awards for the public realm for planting nearly 10,000 trees over more than 500 acres.

In phase 3 of the Kidbrooke Village project GROHE was chosen to complement the bright and beautiful bathrooms that include the Euro Ceramic W.C. with soft close seat, the Rapid SL frame and flush plate.

REFERENCE PROJECTS

Fulham Riverside London



Project name:
Fulham Riverside

Developer:
Barratts

Year of completion:
2018

Location:
Fulham, London

GROHE products:
Allure single lever basin mixer
Concealed shower
Rapid SL frame
Skate Cosmopolitan flush plate
Minta kitchen tap

Fulham Riverside located in Fulham, London, offers a selection of one, two and three bedroom apartments, duplexes, triplexes and townhouses spread over 3.3 hectares, and overlooking the River Thames.

This luxury riverside development also includes landscaped gardens, public open space, and the use of the jetty as a landscaped ecological area. The development is characterised by various modern architectural styles. The riverside regeneration scheme has been built over two phases.

The architect responsible for phase 2 is the studio Broadway Malayan who specified GROHE's Allure single lever basin mixer, shower mixer and the Rapid SL frame with Skate Cosmopolitan flush plate. All homes feature contemporary designed fitted kitchens with GROHE Minta taps.

LOCAL SUPPORT

Wherever you are, you can rest assured that there is a GROHE consultant close by and ready to assist with the smooth running of your project. We will meet you face-to-face to discuss your requirements and offer the following support:

A full product proposal – including product codes, pricing, images and technical specifications.

For major projects, we can create an experiential sample room.

On-site pre-installation training.

Maintenance training.

A specification tool including BIM, 2D and 3D CAD drawings of all of our products, is available at grohe.co.uk

GROHE is owned by LIXIL, headquartered in Japan. LIXIL makes pioneering water and housing products that solve everyday, real-life challenges, making better homes a reality for everyone, everywhere.

CONTACT US NOW


Email: projects-UK@grohe.com

Phone: 0208 283 2840

grohe.co.uk



Follow us



QUALITY

*"No.1 most trusted brand
in the sanitary industry" –*

Wirtschaftswoche, 2017



TECHNOLOGY


*"Top 50 companies
to change the world" –*

Fortune Magazine, 2017



DESIGN

*Over 400 design awards
won since 2003*



SUSTAINABILITY

*CSR Award winner of the
German Government, 2017*

GROHE Limited

World Business Centre 2,
Newall Road,
London Heathrow Airport,
Hounslow,
Middlesex, TW6 2SF
Tel: 0208 283 2840
Fax: 0871 200 3415
grohe.co.uk