

Pure Freude  
an Wasser

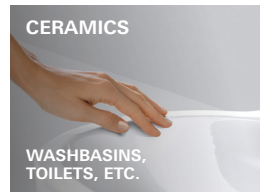


# FACTSHEET PLANT PORTA WESTFALICA

GROHE is a leading global brand for complete bathroom solutions and kitchen fittings. For many decades, the global brand GROHE has relied on the brand values of quality, technology, design and sustainability to deliver "Pure joy of water".

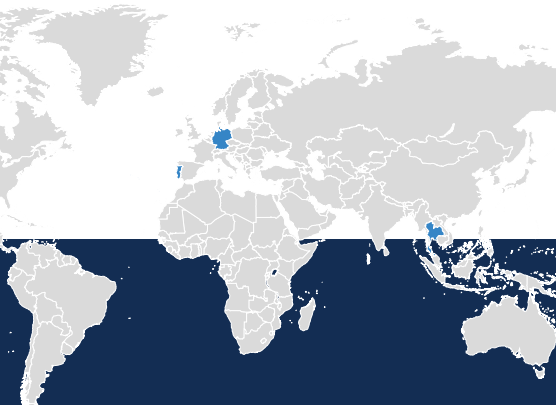
GROHE is part of the LIXIL Group Corporation and benefits from the active knowledge transfer within the group and the opportunity to open up new product segments and develop innovations faster and more efficiently. LIXIL is the global market leader in the sanitary ware industry and residential building equipment.

## GROHE PRODUCT PORTFOLIO



## GLOBAL PRODUCTION NETWORK


GROHE owns a global production network that is based on German engineering as well as globally consistent high standards for the manufacturing of GROHE products. This enables GROHE to meet the most uncompromising demands in terms of finishing and functionality worldwide. Therefore, GROHE products bear the badge of quality "Made in Germany". Each plant is strictly specialised.



## SEE THE GROHE PLANTS WORLDWIDE

### Porta Westfalica

Installation systems,  
valves, flush plates,  
wall-mounted flush  
valves




### Albergaria

Thermostats,  
kitchen faucets  
GROHE Red and  
Blue, PVD Colouring




### Hemer

Premium faucets  
(cartridges and  
faucets)




### Klaeng

Mass-premium  
one-hand mixers,  
zinc components,  
cartridges



### Lahr

Showers and shower  
systems as well as  
GROHE Sense Guard



# GROHE

Pure Freude  
an Wasser

GROHE

## The Production Site

GROHE production site since

# 1994

475  
employees



Each year, in Porta Westfalica ...

approx. 1.6 Mio.  
installation systems

approx. 2 Mio.  
flush plates and

approx. 0.3 Mio.  
self-closing fittings

... are manufactured.

The competence centre for sanitary technology is one of two **plastic plants**.

Within the past **4 years**, GROHE has invested about **3 mio** euros in the modernization of production facilities. Among other things, injection-moulding machines were renewed.

### INNOVATIVE PRODUCTION: THE AV1 ONLINE ASSEMBLY LINE

The AV1 assembly unit is one of the new technical developments at the GROHE plant in Porta Westfalica.


This state-of-the-art production line, which includes eight concatenated injection-moulding machines and an intelligent material supply rail system, produces the

new generation of discharge valves for the installation systems.

With a lead-time of **15 minutes from granule to finished product**, GROHE can almost double its production capacity.

### PRODUCT HIGHLIGHTS AT THE PORTA WESTFALICA PRODUCTION SITE

Rapid SL · Nova Light · Nova Cosmopolitan S



#### PRESS CONTACT

GROHE  
Thorsten Sperlich, Chief Communications Officer  
+49 (0)211 9130 - 3030  
media@grohe.com

PART OF **LIXIL**