

Pure Freude
an Wasser



BEFORE A DRIP
BECOMES A FLOOD


DETECT THE LEAK WITH GROHE SENSE™

YOU MIGHT THINK
IT CANNOT HAPPEN
TO YOU.

BUT THE FACT IS THAT
MANY FAMILIES
HAVE EXPERIENCED
WATER DAMAGE
AT LEAST ONCE.



THE ALARMING FACTS ABOUT WATER DAMAGE: THE NO.1 PROBLEM WITHIN THE HOME

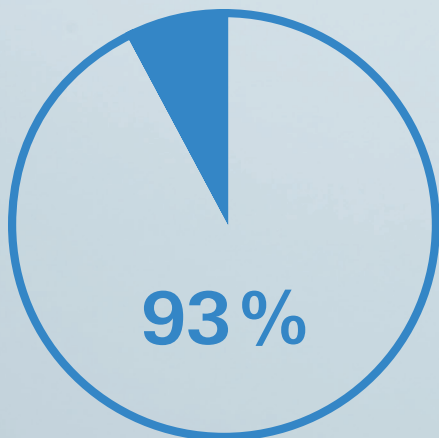


37%

37% of US home owners claim to have suffered losses from water damages.¹



10% of US households have water leakages according to EPA.²

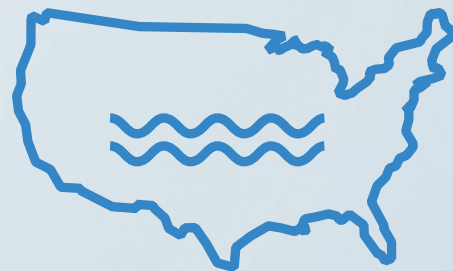


In 93% of cases, water damage could have been prevented.³

\$6,965



Average cost of home water damage insurance claim in the U.S. is \$6,965 and it varies significantly based on property type and state.⁴



**14,000 people
everyday**

14,000 people in the US experience water damage emergency at home or work each day.⁵



24 hours

After just 24 hours mold can start to build up due to humidity, causing respiratory problems, asthma and allergies.⁶

1 <https://www.waterdamagedefense.com/pages/water-damage-by-the-numbers>

2 <https://www.waterdamagedefense.com/pages/water-damage-by-the-numbers>

3 ACE-Group: <http://www.businesswire.com/news/home/20110404007195/en/ACE-Private-Risk-Services-Study-Identifies-Type>

4 <https://www.waterdamagedefense.com/pages/water-damage-by-the-numbers>

5 <https://www.waterdamagedefense.com/pages/water-damage-by-the-numbers>

6 https://irp-cdn.multiscreensite.com/c4e267ab/files/uploaded/Rf7chFZfSe2cTKWmjbMA_WHO_Guidelines%20for%20Indoor%20Air%20Quality_Dampness%20and%20Mould_2009.pdf

GROHE SENSE™ + GROHE SENSE GUARD™: YOUR **SECURITY TEAM** FOR WATER SAFETY IN YOUR HOME.



DETECTS LEAKS
ON THE FLOOR



SENSES
HUMIDITY



SENSES
TEMPERATURE
AND DETECTS
FROST RISK





DETECTS
PIPE BURSTS*
AND SHUTS OFF
WATER FLOW
AUTOMATICALLY



SENSES
WATER
PRESSURE,
TEMPERATURE
AND FLOW



DETECTS
FROST AND
MICRO LEAKS**



TRACKS WATER
CONSUMPTION



* Burst pipes detection depends on the general water usage profile, therefore there may be some time-lag in shutting off the main water line. Achieve higher detection speed by combining the installation with GROHE Sense on critical locations.

** A micro leak test is conducted once every 24 hours. Pipe material, volume and other piping system characteristics can impact the result. Micro leak detection is limited to the cold water system in most cases. Combine with GROHE Sense to monitor potential humidity increase over time.

GROHE SENSE™

THE SMART WATER SENSOR THAT DETECTS WATER IN YOUR HOME



GROHE Sense monitors temperature and humidity levels and gives warning if the levels become too high or too low compared to your set thresholds.

When water touches the base of the sensor due to leaks or flooding, GROHE Sense alerts you instantly...



... so you have time to react.



GROHE SENSE GUARD™

THE SMART WATER CONTROLLER THAT
DETECTS LEAKS* AND AUTOMATICALLY
SHUTS OFF THE WATER SUPPLY




GROHE Sense Guard measures water flow,
pressure and temperature.

When a pipe bursts*,...



* Burst pipes detection depends on the general water usage profile,
therefore there may be some time-lag in shutting off the main water
line. Achieve higher detection speed by combining the installation
with GROHE Sense on critical locations.

... GROHE Sense Guard shuts off the water supply
automatically and alerts you on your smartphone
that is connected to the internet.



WATER OFF

GROHE SENSE™ PROVIDES WATER SECURITY FOR YOUR ENTIRE HOME 24/7 **DETECTS, ALERTS AND STOPS!**



The GROHE Ondus® app – your personal digital water profile
Know what is going on in your house anytime and stay in control
with the GROHE Ondus app on your smartphone.



For Android 4.3+ and Apple iOS 9+



GROHE Sense is an easily installed, Wireless-LAN-connected water detection system for your entire house.

But more than that: GROHE Sense Guard™ tracks water consumption, detects micro leaks and in case of a pipe burst, GROHE Sense Guard even shuts off the water supply automatically.



INSTALL GROHE SENSE™ YOURSELF IN AN INSTANT.



GROHE Sense



It's a simple matter to install GROHE Sense devices all round your house – in just 10 minutes.

Simply download the app and register, place the sensor in the chosen location, insert the batteries, connect them to the Wireless LAN using the GROHE Ondus® app.

RELAX – AND LET THE GROHE INSTALLER DO THE WORK.
















GROHE Sense Guard™

To install GROHE Sense Guard we recommend that you use the services of a professional installer. For the installer the job is easy and fast: in about 90 minutes.

To find your nearest GROHE installer go to www.grohe.us/en_us/our-service/showrooms-installer/

GROHE SENSE™ AND GROHE SENSE GUARD™: ALL THE BENEFITS AT A GLANCE

		GROHE SENSE	GROHE SENSE GUARD
Detects flooding	Emits a pulsating red light and a beeping sound if flooding is detected and alerts you via smartphone.		
Monitors humidity	Checks room humidity level and alerts based on your personal thresholds.		
Monitors room temperature and detects frost risk	Checks temperature and if the room temperature is above or below your thresholds sends out an alert. If the temperature drops below 37°F (3°C), a frost risk alert is sent out.*		
Easily installed	Set up GROHE Sense quickly and easily throughout the home – in just 10 minutes. Includes 3 x AAA batteries.		
Sends alerts when problems are detected	Situation-dependent alerts sent straight to your smartphone.		
GROHE Ondus app	One app to access and manage all GROHE connected products from your mobile device.		
Detects pipe bursts**	If a pipe break is detected, shuts off the water supply automatically and sends an alert to your smartphone.		
Detects micro leaks*** and dripping faucets	Receive warning on your smartphone on detected micro leaks on your cold water system.		
Monitors water pressure and flow	Monitors water pressure and warns you if it becomes critical. In addition, it allows for detection of unusual water consumption.****		
Monitors water temperature and detects frost risk	Warns you if the incoming water temperature drops below 37°F (3°C).		
Tracks water consumption*****	Makes your water consumption transparent and helps to keep water bills under control.		

* Not to be used as fire detection

** Burst pipes detection depends on the general water usage profile, therefore there may be some time-lag in shutting off the main water line. Achieve higher detection speed by combining the installation with GROHE Sense on critical locations.

*** A micro leak test is conducted once every 24 hours. Pipe material, volume and other piping system characteristics can impact the result. Micro leak detection is limited to the cold water system in most cases. Combine with GROHE Sense to monitor potential humidity increase over time.

**** Detection speed depending on the water usage profile in the house. Achieve higher detection speed by combining the installation with GROHE Sense on critical locations.

*****Delivers indicative water consumption

GET YOUR GROHE SENSE™ AND GROHE SENSE GUARD™ NOW!



GROHE America, Inc.
160 Fifth Avenue, 4th Floor
New York, NY 10010
Tel.: 1-800-444-7643
www.grohe.us

GROHE Canada Inc.
5900 Avebury Road
Mississauga, Ontario, L5R 3M3
Tel.: 1-888-644-7643
info@grohe.ca
www.grohe.ca

WATCH

our videos on www.youtube.com/user/GROHEAmerica

CONTACT

a GROHE installer on
www.grohe.us/en_us/our-service/showrooms-installer/

BUY GROHE SENSE

www.buygrohe.us

© 10/2018 GROHE America, Inc. SAG18E199

Follow us



PART OF **LIXIL**