

*Pure Freude
an Wasser*

GROHE

GROHE BLUE PROFESSIONAL

GROHE RED

GROHE BLUE & GROHE RED WATERSYSTEMS

THE BEST SOLUTION FOR OFFICES
& SMALL/MEDIUM ENTERPRISES



GROHE BLUE PROFESSIONAL

BENEFITS AT A GLANCE

With the GROHE Blue watersystem your company can enjoy the benefits of filtered, chilled and sparkling water on tap. The GROHE Blue watersystem transforms ordinary tap water into filtered, fresh, perfect tasting drinking water, whenever you want it – 24 hours a day, 7 days a week.

TASTE & HYDRATION

GROHE's filters remove impurities to give water a pure, fresh taste that even beats bottled water.

COST & SPACE SAVING

GROHE Blue eliminates the cost and hassle of buying, transporting and storing bottled water. These savings will keep adding up, year after year.

COMFORT

Free and unlimited access to fresh and sparkling water will be valued by employees and increases motivation and productivity.

Fast and easy preparation of cold- and hot drinks provides more time for the essentials.

SUSTAINABILITY

GROHE Blue reduces the carbon footprint – no more use of plastic bottles, less waste in production and lower CO2 emissions than for bottled drinking water.

GROHE BLUE PROFESSIONAL

TURN YOUR OFFICE SPACE INTO A BOTTLE-FREE ZONE

The unique GROHE Blue watersystem delivers fresh, great-tasting filtered water straight from your office kitchen faucet. It combines the modern look of a designer tap with a high-performance filter, cooler and carbonator – but can also be used as an ordinary kitchen tap.

1

2



1 TAP

with separated inner water ways for unfiltered tap water and filtered drinking water, turnable by 150°. Available with pull-out mousseur

2 PUSH BUTTON

with illuminated LED ring for still, medium and sparkling water

3 COOLER

for chilled and sparkling water supply with integrated display and WLAN connectivity

4 HIGH PERFORMANCE FILTER

selectable in 4 different types and capacities

5 CO2 BOTTLE

for up to 350 L sparkling water. Available in 425 g (60 L) or 2 kg (350 L) size



STILL, MEDIUM & SPARKLING WATER FROM ONE SOURCE

Still waters run deep. If you prefer your water cool and still, nothing could be simpler: just push the top button. The LED lights up blue and your glass fills with pure refreshment.

Sparkling water, alive with bubbles. If that's your idea of thirst-quenching heaven, just press the lower button – the LED lights up green – for your perfect glass of water.

Sparkling – but not too much? More of a medium sparkling? Coming right up. Press both buttons in sequence – the LED lights up turquoise – to produce a finely pearly stream of water.



THE INTELLIGENT HEART OF GROHE BLUE PROFESSIONAL



THE INDIVIDUAL CHOICE OF FILTRATION FOR PERFECT TASTE



For our GROHE Blue system we have worked with BWT, Europe’s leading filtered water professionals, to ensure that our system produces an unparalleled, refreshing drinking experience. Our high-performance filters apply a 5-step filtration process to remove even the smallest particles from tap water, while leaving behind all the important minerals that benefit your health and provide pure taste.



- + TASTE
- CHLORINE

ACTIVATED CARBON FILTER	
Product code:	40 547 001
Capacity @ 9° KH:	3000 L
Height:	234 mm
Radius:	88 mm

ACTIVATED CARBON FILTER

If you live in a soft-water area, the activated carbon filter is right for you. It improves the taste but leaves the carbonate levels in the water untouched.



- + TASTE
- + MAGNESIUM
- HEAVY METALS
- CHLORINE
- LIMESCALE

MAGNESIUM+ FILTER	
Product code:	40 691 001
Capacity @ 15° KH:	400 L
Height:	315 mm
Radius:	88 mm

MAGNESIUM+ FILTER

For the best taste and health benefits, the magnesium+ filter is the ideal choice. It adds up to 35 mg magnesium to each liter of water, helping you get enough of this essential mineral while delivering the best tasting tea and coffee possible.



- + TASTE
- HEAVY METALS
- CHLORINE
- LIMESCALE

M-SIZE FILTER	
Product code:	40 430 001
Capacity @ 20° KH:	1500 L
Height:	315 mm
Radius:	88 mm

M&L-SIZE FILTER

The M&L-Size filters use a 5-step filtration process to remove even the slightest trace of impurities from the water – while retaining all the important minerals that benefit your health. The filter also fulfills another essential function: By filtering out limescale it ensures that the cooler can perform perfectly over its long lifetime.



- + TASTE
- HEAVY METALS
- CHLORINE
- LIMESCALE

L-SIZE FILTER	
Product code:	40 412 001
Capacity @ 20° KH:	2500 L
Height:	350 mm
Radius:	103 mm



THE INDIVIDUAL CHOICE FOR PERFECT BUBBLES

Combining the filter with the CO2 supply, you can enjoy the benefit of substituting three different types of bottled water – still, medium and sparkling. While the 2 kg CO2 bottle serves for up to **350 L sparkling** drinking water, the 425 g CO2 bottle provides 60 L.




2 KG CO2 BOTTLE	
Product code:	40 423 000
Content:	1 pc.
Capacity:	350 L Sparkling Water
Height:	488 mm
Radius:	114 mm
REFILL 2 KG CO2 BOTTLE	
Product code:	40 424 000



425 G CO2 BOTTLES	
Product code:	40 920 000
Content:	18 pcs. (packed in 1 unit)
Capacity:	60 L Sparkling Water
Height:	358 mm
Radius:	60 mm
+ ADAPTER 425 G CO2 BOTTLE	
Product code:	40 962 000

ALWAYS IN CONTROL WITH WLAN CONNECTION

Control and monitor your GROHE Blue systems via smartphone app and online control desk for total convenience. Both will not only let you know when filter and CO2 capacities are running low or need replacement, but can also monitor your stock of consumables. The integrated reordering function ensures you will never run out of freshly, filtered and sparkling drinking water.



GROHE ONDUS APP

The GROHE Ondus app allows you to integrate the GROHE Blue professional into your WLAN network and thereby activate further advantages of the system. The app offers monitor functions for the remaining filters or CO2 capacity, as well as allowing you to directly reorder when the capacity is running out. Also the software setting of the cooler can be easily made or adjusted via the app. In case of malfunctions, you will also be informed directly by push messages and will receive instructions for troubleshooting.



System requirements
iPhone with iOS 9.0 or higher / smart phone with Android 4.3 or higher / WPA2 encrypted and password protected network, MAC address filters are not supported

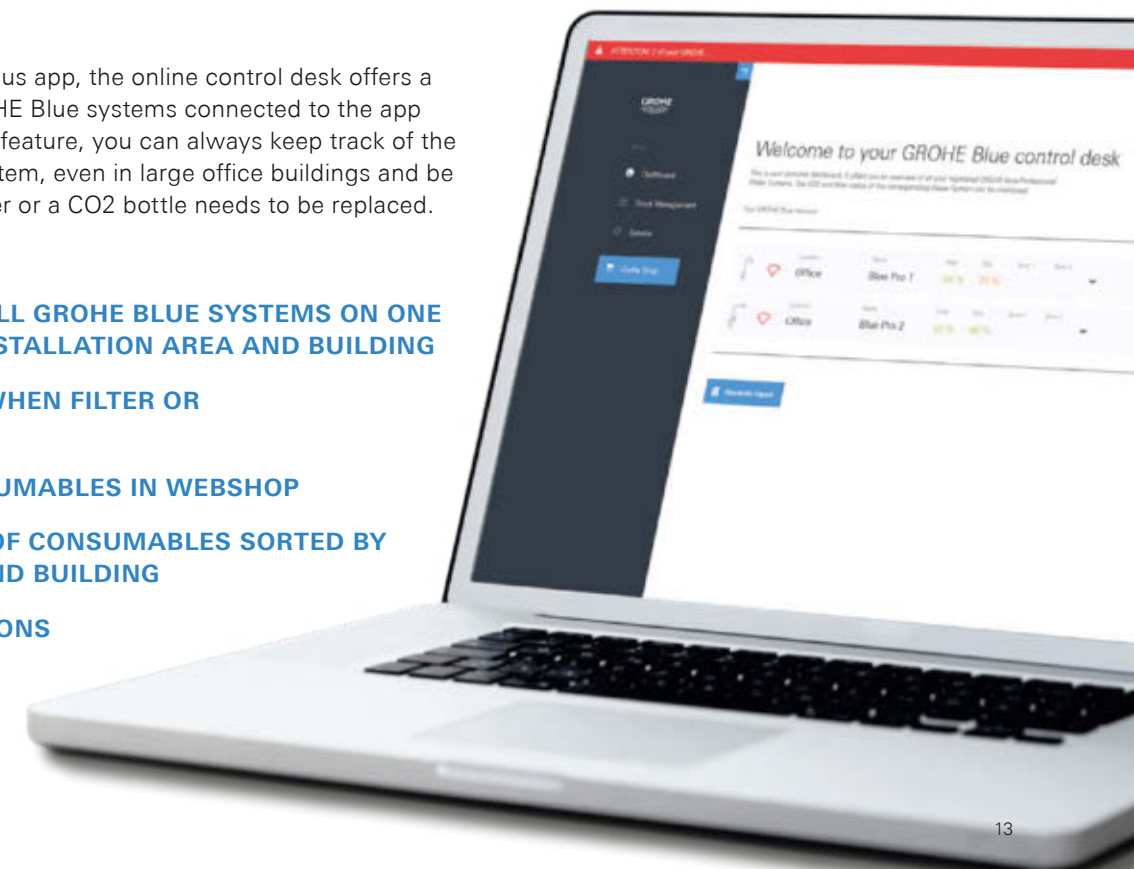
Mobile devices and GROHE Ondus App are not included in delivery and have to be ordered separately via an authorised Apple store/store/iTunes or Google Play store. The Bluetooth® word mark and logos are registered trademarks owned by Bluetooth SIG, Inc. and any use of such marks by Grohe AG is under license. Other trademarks and trade names are those of their respective owners. Apple, the Apple logo, iPod, iPod Touch, iPhone and iTunes are trademarks of Apple Inc., registered in the U.S. and other countries. Apple is not responsible for the function of this device or its compliance with safety and regulatory standards.

- **INTEGRATION OF THE COOLER TO THE LOCAL WLAN**
- **SET-UP OF SOFTWARE PARAMETERS**
- **AUTOMATIC REORDERING OF CONSUMABLES**
- **ALERTS WHEN CAPACITIES ARE LOW**

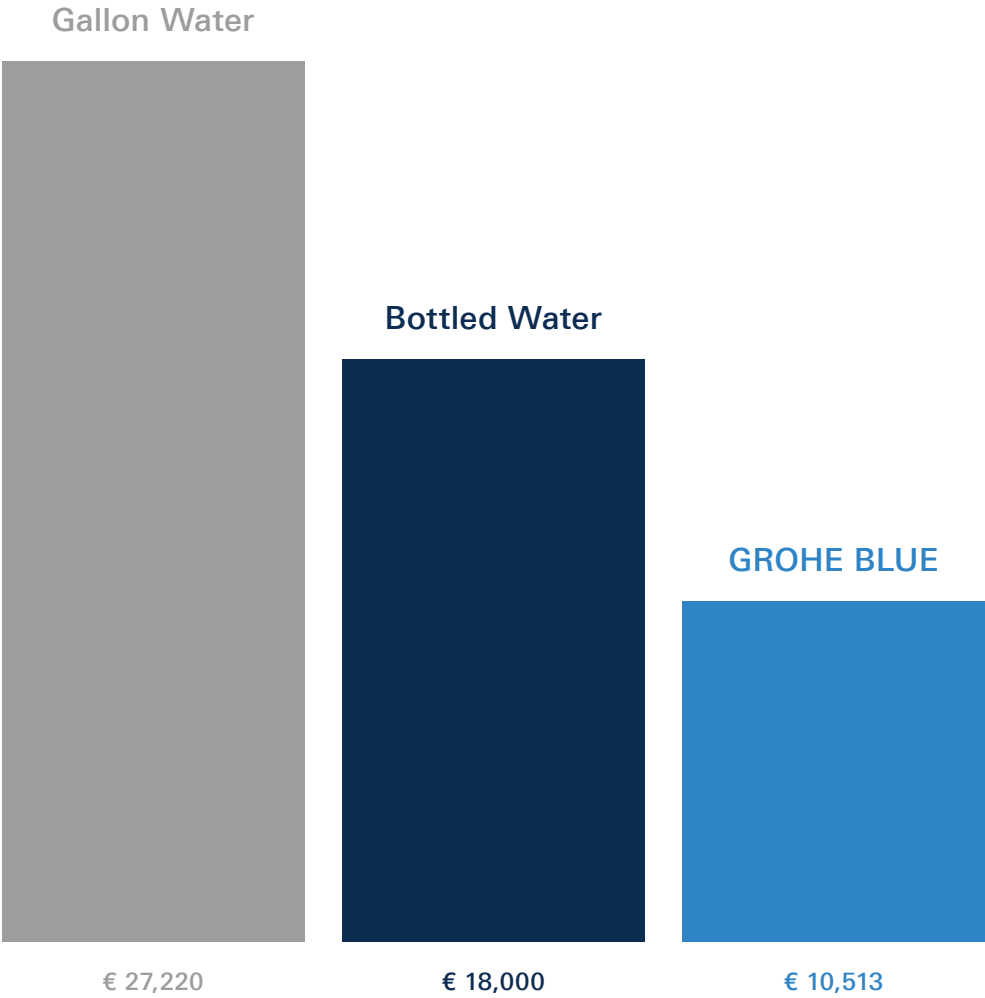
GROHE BLUE CONTROL DESK

In addition to the GROHE Ondus app, the online control desk offers a clear overview of all the GROHE Blue systems connected to the app on one screen. Thanks to this feature, you can always keep track of the status of the GROHE Blue system, even in large office buildings and be informed in good time if a filter or a CO2 bottle needs to be replaced.

- **LIVE MONITORING OF ALL GROHE BLUE SYSTEMS ON ONE SCREEN, SORTED BY INSTALLATION AREA AND BUILDING**
- **PUSH NOTIFICATIONS WHEN FILTER OR CO2 CAPACITY IS LOW**
- **RE-ORDERING OF CONSUMABLES IN WEBSHOP**
- **STOCK MANAGEMENT OF CONSUMABLES SORTED BY INSTALLATION AREA AND BUILDING**
- **SUPPORT WITH QUESTIONS ABOUT THE PRODUCT**



GROHE BLUE PROFESSIONAL PAYS OFF




OVERALL COSTS AFTER 5 YEARS*

[CALCULATE YOUR SAVINGS ON WATERSYSTEMS-PROFESSIONAL.GROHE.COM](https://watersystems-professional.grohe.com)



EFFICIENCY CALCULATION* – GROHE BLUE

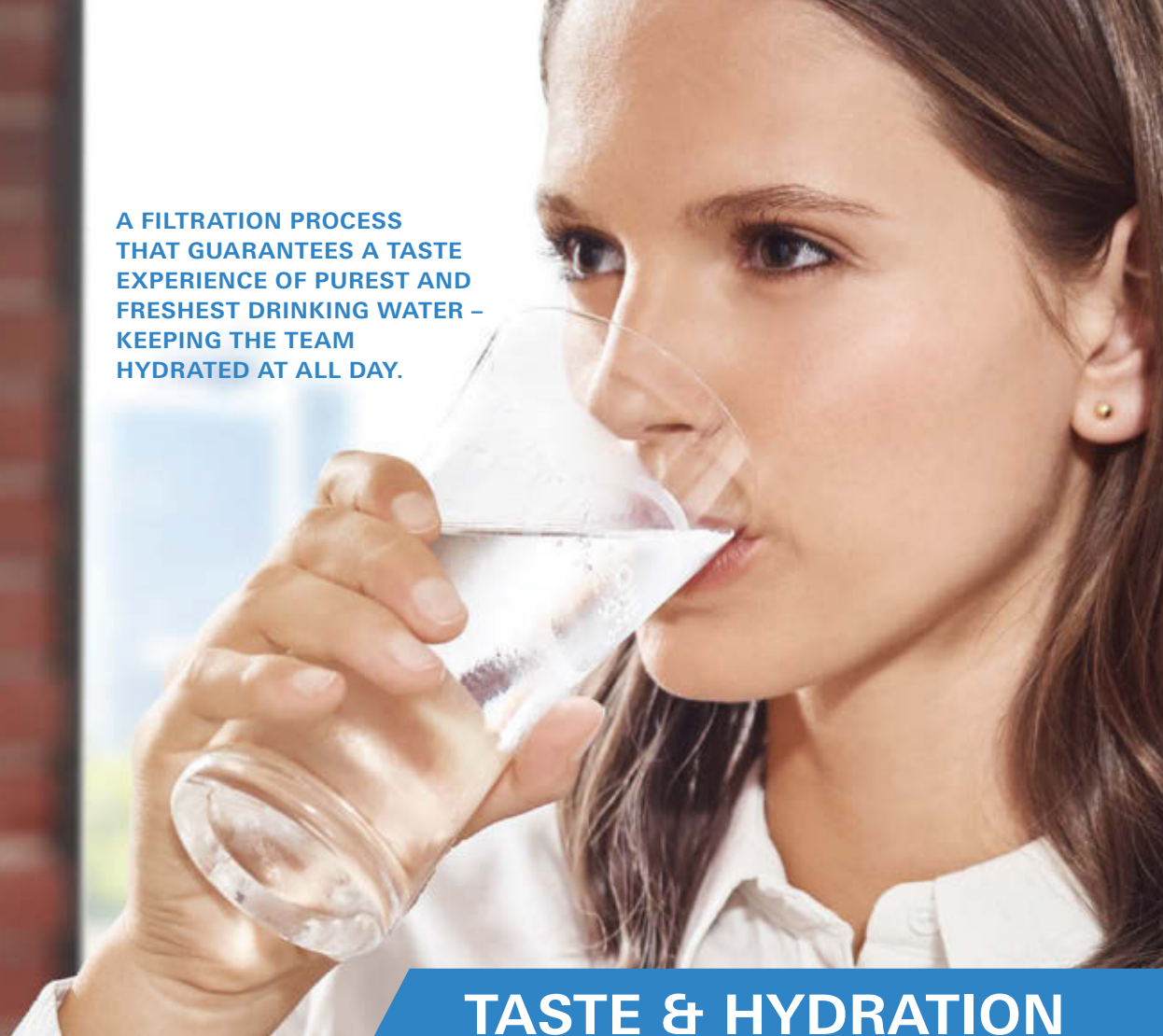
	One-off costs (€):	incl. VAT 2,418 €	excl. VAT 2,032 €
	Ongoing costs (€)		
	annually:	1,619 €	1,361 €
	monthly:	135 €	113 €
	Price/litre – ongoing costs €:	0.25	0.21

Amortisation period compared to bottled water: 13 month
Amortisation period compared to gallon water: 9 month

Annual plan	Year 1	Year 2	Year 3	Year 4	Year 5	Overall:
GROHE Blue Professional	4,037 €	1,619 €	1,619 €	1,619 €	1,619 €	€ 10,513
Bottled Water	3,600 €	3,600 €	3,600 €	3,600 €	3,600 €	€ 18,000
Gallon Water	5,444 €	5,444 €	5,444 €	5,444 €	5,444 €	€ 27,220
Savings compared to bottled water	-437 €	1,981 €	1,981 €	1,981 €	1,981 €	€ 7,487
Savings compared to gallon water	1,407 €	3,825 €	3,825 €	3,825 €	3,825 €	€ 16,707

* Parameters: 1 kitchen, 30 users, average water and energy costs GER 2018, commercial branded bottled and gallon water, GROHE Blue costs based on RRP

A FILTRATION PROCESS
THAT GUARANTEES A TASTE
EXPERIENCE OF PUREST AND
FRESHEST DRINKING WATER –
KEEPING THE TEAM
HYDRATED AT ALL DAY.



TASTE & HYDRATION

SUSTAINABILITY

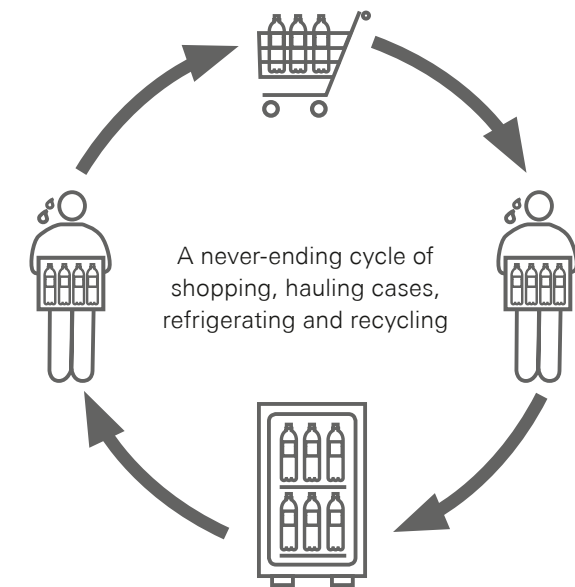

IT MIGHT SEEM OBVIOUS, BUT IN A WORLD THAT IS SLOWLY SINKING IN A SEA OF PLASTIC, THE ISSUE OF THE PRACTICALLY INDESTRUCTIBLE PLASTIC BOTTLES IS BECOMING MORE URGENT THAN EVER. NOT ONLY THAT, IT TAKES AN ASTONISHING 7 LITRES OF WATER JUST TO PRODUCE A SINGLE LITRE OF BOTTLED WATER, NOT TO MENTION THE ENERGY USED AND THE CO2 EMISSIONS.

Amount of water it takes to enjoy 1 L of bottled water

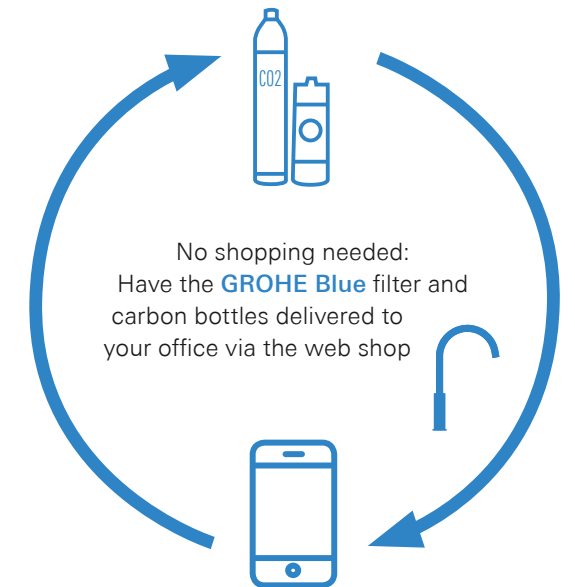


VERSUS

With GROHE Blue 1 L is exactly 1 L



VERSUS



COST & SPACE SAVING

NO TRANSPORTATION COSTS
FOR WATER CRATES

NO MORE STORAGE AND
COOLING OF BOTTLED WATER



CHOOSE YOUR GROHE BLUE PROFESSIONAL

EACH GROHE BLUE PROFESSIONAL CONTAINS:

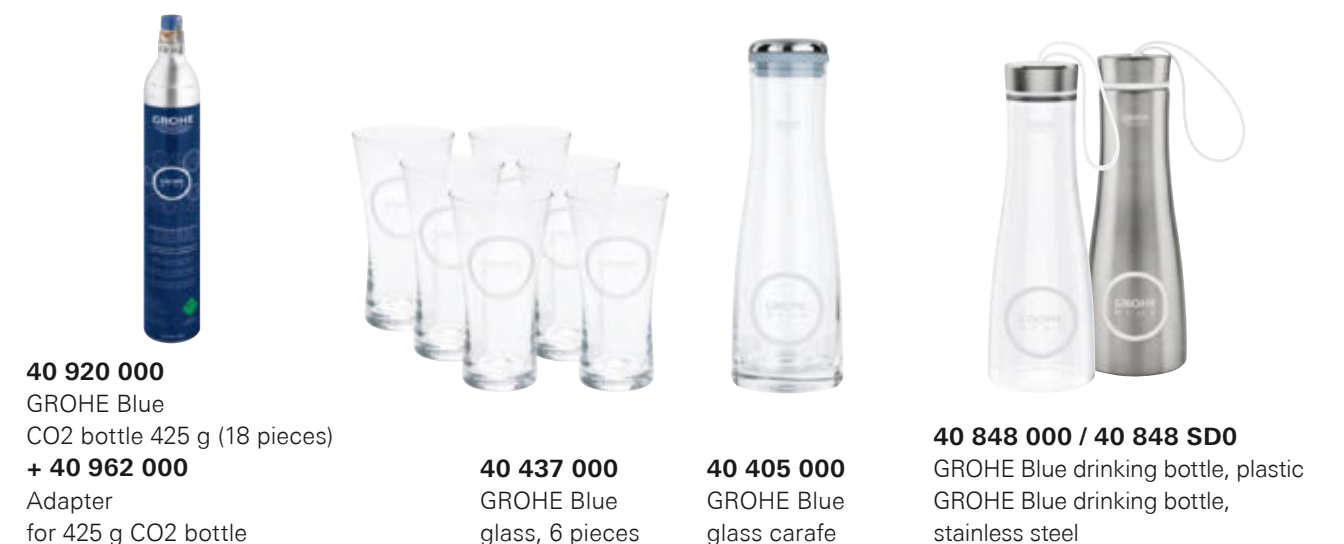


+ GROHE BLUE PROFESSIONAL COOLER AND CARBONATOR:



VISIT OUR GROHE BLUE SHOP: <https://shop.grohe.com>

GROHE BLUE ACCESSORIES TO BE ORDERED SEPARATELY



*Required twice a year and before first use according to DIN EN 6650



GROHE **RED**

BENEFITS AT A GLANCE

The GROHE Red delivers 100 °C straight from the tap – safely and instantly. Save time, energy and space in your office kitchen.

SAFETY FIRST

Our first commitment is to your safety. That's why GROHE Red comes with a unique, failsafe ChildLock

TIME SAVING

Kettle-hot water is always available at the push of a button, so waiting for the kettle to boil is a thing of the past

SUSTAINABILITY

You only take the exact amount of hot water you need, so you save on water and energy consumption

ENERGY & COST SAVING

Filtered water heated to 100 °C – no need for the clutter of a kettle. GROHE Red fulfills all your water needs from a single tap

GROHE RED

The system combines the modern look of a designer tap with a durable titanium boiler and a high-performance filter that still provides the functionality of a standard kitchen tap.



1 TAP

with separated inner water ways for unfiltered tap water and boiling hot water, turnable by 150°

2 PUSH BUTTON

with safety lock and illuminated LED ring for 100 °C kettle hot water on demand

3 TITANIUM BOILER

for storage of 5.5 L at 100 °C, energy efficiency rating A

4 HIGH PERFORMANCE FILTER

for increased boiler durability and protection from limescale



Spout, turnable by 150°

Separated inner water ways for normal tap and boiling water

Forward rotating lever with textured surface for better grip

Cartridge with GROHE SilkMove technology for normal tap water

Push buttons with ChildLock safety device for boiling water

FAUCET HANDLING

Press the ChildLock button for one second to unlock the boiling water function.

While unlocking, the LED will flash red, lighting up continuously as soon as the ChildLock is deactivated.

To start the flow of boiling water, press and hold the lower activation button. Remove your finger to stop the flow.



BOILER FUNCTIONS

491 mm



210 mm

SUSTAINABLE DESIGN

- Voltage supply: 230 V AC / 50 Hz
- Max. power consumption: 2200 W
- Energy efficiency rating A
- Integrated holiday mode for less energy consumption during absence

TITANIUM BOILER

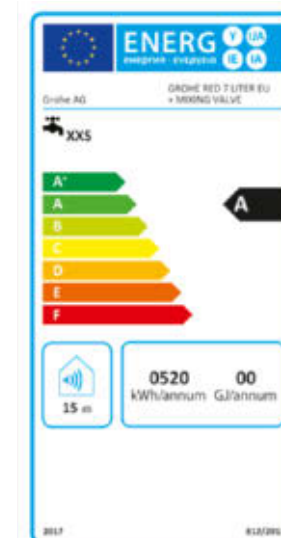
- Excellent isolation for low standby costs
- Integrated filter for long durability and limescale protection

INTEGRATABLE MIXING VALVE

- For immediate warm water and less waste of water

BOILING WATER STORAGE HEATER

- Available storage heater volume at 100 °C:
L: approx 5.5 L
- Heating time from 10 °C to 100 °C:
L: approx 30 min



Energy efficiency rating A when used with mixing valve 40 841 001 to generate warm water.

WITH GROHE RED, YOU HAVE CHOSEN THE SAFEST SYSTEM IN THE INDUSTRY WITH INTEGRATED SAFETY CODE AND AUTOMATIC STOP OF WATERFLOW



SAFETY FIRST

ENERGY & COST SAVING



GROHE RED HAS ENERGY RATING CLASS A AND, UNLIKE FOR KETTLES, THERE IS NO NEED FOR ANY YEARLY FIRE PROTECTION CONTROLS

MORE TIME FOR THE ESSENTIALS, 100 °C BOILING HOT WATER WITHOUT ANY WAITING



TIME SAVING

SUSTAINABILITY

NO MORE WASTED WATER. WITH GROHE RED YOU ALWAYS USE THE EXACT AMOUNT OF BOILING WATER NEEDED. WITH THE AVAILABLE MIXING VALVE ACCESSORY, YOU DO NOT EVEN HAVE TO WAIT FOR THE DESIRED TEMPERATURE OF MIXED WATER



CHOOSE YOUR GROHE RED

EACH GROHE RED SET CONTAINS:



30 325 001
GROHE Red
L-Spout

30 079 001
GROHE Red
C-Spout



30 338 001
GROHE Red Mono
L-Spout

30 080 001
GROHE Red Mono
C-Spout

COMBINE GROHE RED
MONO WITH **GROHE BLUE
DUO PROFESSIONAL**
OR YOUR EXISTING FAUCET

+ GROHE RED BOILER AND FILTER SET



GROHE Red mixing valve
(additional equipment)

GROHE Red
filterset

Boiler L-Size
5.5 L boiling water

VISIT OUR GROHE RED SHOP: <https://shop.grohe.com>

CHOOSE YOUR GROHE RED ACCESSORIES



40 404 001
GROHE Blue
S-Size filter
capacity 600 L
at 15° KH

40 430 001
GROHE Blue
M-Size filter
capacity 1500 L
at 20° KH

40 412 001
GROHE Blue
L-Size filter
capacity 2500 L
at 20° KH



40 432 000
GROHE Red
tea glass (4 Pieces)

40 919 SD0
GROHE Red
thermo drinking bottle

GROHE BLUE FAQs

INSTALLATION

What do I need to consider when installing GROHE Blue?

The cooler requires sufficient air ventilation and a warm air exhaust outlet to the bottom of the cabinet. A gauge for the cut-out is included in every product set.

How can I check water hardness levels?

The carbonate hardness (relevant for the GROHE Blue S-, M- and L-Size filter) can be measured with the included test strip while the total water hardness (relevant for the GROHE Blue Mg+ filter) can easily be requested at your local water supplier.

MAINTENANCE

When do I need to change the filter?

The filter must be changed after 12 months or when capacity is exhausted. The LED in the fitting’s left handle indicates the filter capacity: Flashing blue/turquoise/green light – less than 20 L filter capacity -> order a filter cartridge. Rapidly flashing orange light -> filter cartridge must be changed.

How do I change the filter?

The filter can be easily screwed in and out. The water supply does not need to be turned off.

How can I dispose of the filter?

The filter can be disposed of as normal plastics.

When do I need to change the CO2 bottle?

When the CO2 bottle is empty the GROHE Ondus app will inform you with a push notification and the affected system will be ranked ahead of all others in your control desk. Moreover the LED in the fitting’s left handle will start to flash in white.

How do I change the CO2 bottle?

For the 425 g bottle, release the pressure valve including adapter from the bottle and connect new bottle. For the 2 kg bottle, close the bottle, release the pressure valve including adapter from the bottle and connect new bottle, then open it.

What are the capacities of the GROHE CO2 bottles?

425 g bottle = 60 L of full sparkling water
2 kg bottle = 350 L of full sparkling water

What happens if I do not use GROHE Blue for an extended period of time?

GROHE recommends not leaving the filter system out of service for extended periods of time. If the GROHE Blue filter system is not used for a few days, the filter system must be rinsed with at least four liters of water. If you leave the system unused for more than four weeks then the system has to be cleaned with the GROHE Blue Xtra-Clean cleaning liquid

40 434 001 and the filter must be replaced. Alternatively you can activate the auto-flush function via the GROHE Ondus app to have the system flushed automatically once a week.

How often Do I have to maintain the GROHE Blue system?

Cleaning is required twice a year according to DIN EN 6650.

How do I clean/disinfect the system?

Disconnect the filter and CO2 bottle from the system. Disinfect your hands and the cleaning adapter by using the sprayhead of the cleaning cartridge. Then attach the cleaning adapter to the filter holder, screw the cleaning cartridge into the preassembled adapter and activate the automatic cleaning mode via the GROHE Ondus app or cooler display. The cleaning will take 20 minutes and in the process the LED in the faucet’s left handle will light up purple. Once the cleaning is finished the purple light will disappear. The cleaning catridge and adapter can be removed and the CO2 bottle and a new filter can be connected again.

STOCK MANAGEMENT

Where can I buy filter and CO2 bottles?

Visit our online GROHE Blue shop for all replacement filters, CO2 bottles and accessories or use the order feature of the GROHE Ondus app: shop.grohe.com

How can I update my storage?

Products ordered via the GROHE Ondus app will automatically be added to your storage. The quantity can also be edited manually.

CONTROL DESK

How can I add systems to my control desk?

Systems can be added by integrating a new system to your GROHE Ondus app. Afterwards the system will also appear in your control desk.

How do I create different locations?

Locations can be created in the GROHE Ondus app. All created locations will also appear in your control desk.

PRODUCT ISSUES

Why is water not flowing?

Filter might be not installed correctly, the hoses might be kinked or the water supply is interrupted.
Please
- Insert filter straight (1 1/2 – 2 turns).
- Check hoses for kinks.
- Open shut-off valves fully.

Why do I have E1 in the display, no filtered water, LED flashing red?

Safety shut-off of pump.
Please
- Disconnect the power supply, wait 30 seconds and re-connect.
- Insert filter straight (1 1/2 – 2 turns).
- Check hoses for kinks.
- Open shut-off valves fully.

Why do I have E3 in the display, no filtered water?

No connection between fitting and cooler/carbonator or cable or connector is faulty.
- Connect plug-in connector.
- Contact GROHE Service.

Why do I have E5 in the display, no filtered water, LED flashing red?

Fault function of cooler/carbonator. Disconnect the power supply, wait 30 seconds and reconnect.

GROHE RED FAQs

How much space do I need in the cabinet to install GROHE Red?

The boiler has a diameter of 21 cm and a height of 49 cm.

How many litres of boiling water can I get with the L-Size boiler?

The L-Size boiler delivers 5.5 L of boiling water.

What is the water temperature of water from a GROHE Red boiler?

The temperature of the boiling water coming out of the spout is 100 °C.

Can the boiler also be used for the regular supply of warm water?

The boiler can provide warm water if it is connected to the GROHE Red mixing valve. If you kitchen has a cold water connection only the valve will mix boiling with cold water from the mains supply to create warm water for the mixed water lever of your tap. This replaces the need for a direct water heater.
If your kitchen features a cold and warm water mains supply the mixing valve can still be used to bypass the period until the central heating reaches the desired warm water temperature. In this case the valve will mix boiling water with the initially cold water from the warm water mains supply. This results in immediate availability of warm water. The mixing valve is available as an accessory via the product code 40 841 001.

Why do I have E7 in the display, no filtered water, LED flashing red?

Sensor detected humiditiy inside the cooler. Disconnect voltage supply, wait 15 minutes and re-connect.
- If condensation, the cooler is ready for operation after that.
- If leakage occurs, the error message occurs again and GROHE Service must be contacted.

Why do I have E8 in the display, Blue handle flashing orange?

Filter capacity is exceeded. Change filter cartridge and reset capacity counter via GROHE Ondus app or display.

Why do I have E9 flashing alternately with HI in the display?

Cooler/carbonator is overheated. Ensure ventilation and reduce ambient temperature to max. 32 °C.
- Let cool down the cooler for least 10-15 min.
- Reset error message E9, see manual.

If all the water in the boiler has been used, how long does it take for the water to reach maximum temperature again?

Depending on the water inlet temperature the heating time of the L-Size boiler is 20-30 minutes.

What are the operating costs for GROHE Red?

Approx. 0.10 Euros per day in stand-by mode, based on German costs for electricity.

Why do I need to install a filter with my GROHE Red?

To protect the boiler from limescale, GROHE recommends the use of a filter. If the water hardness is above 10° dH, the filter is mandatory to guarantee a long lifetime for the boiler. The filter set is part of each GROHE Red set.

How do I install the filter with GROHE Red?

The filter will be connected between the cold water supply and the boiler. The required hose is part of the scope of delivery.

What do I need to consider when installing GROHE Red?

The boiler must only be filled via the cold water supply. Furthermore, a safety unit has to be mounted with the waste trap, which is included in the product packaging.



the Edge, Amsterdam, NL



Vodafone, Düsseldorf, GER



Miele Forum, Bielefeld, GER



L'OREAL, Düsseldorf, GER

LEADING COMPANIES RECOMMEND GROHE BLUE AND RED

HERE ARE INNOVATIVE, STUNNINGLY SIMPLE SOLUTIONS FOR EVERY OFFICE:

GROHE Blue turns ordinary tap water into pure refreshment from the office's incoming water source. Water is chilled and emerges as still, lightly sparkling or sparkling – completely according to taste and straight out of the tap. The innovative watersystem is fitted with a filter that is concealed under the sink and removes impurities that can impair taste and smell.

GROHE Red simplifies life and speeds up the workflow. More hot drinks are consumed in the office than anywhere else. From now on, 100 °C boiling water is dispensed straight from the tap and nobody needs to wait for the kettle to boil, so GROHE Red saves time. In contrast to a kettle you only heat exactly as much water as you need. This saves your company water, energy and money.

And in case you just need normal tap water: Both systems do not miss any feature of a standard kitchen tap.



COMPANIES TURNED INTO BOTTLE-FREE ZONES

L'ORÉAL
DEUTSCHLAND


vodafone

trivago®


BAYER

Handelsblatt


EDGE
TECHNOLOGIES

Miele

GERRY WEBER
INTERNATIONAL AG


BWT
BEST WATER TECHNOLOGY

ecx.io
an IBM Company

Immobilien  Freistaat
Bayern

®


Find more information on watersystems-professional.grohe.com

DISCOVER GROHE BLUE HOME

Welcome to your private water source: a beautiful and intelligent system that transforms simple water into pure thirst-quenching pleasure to keep yourself and your family hydrated.



GROHE KITCHEN SOLUTIONS



BLUE HOME BROCHURE



RED BROCHURE



KITCHEN BROCHURE



KITCHEN SINKS BROCHURE





Follow us



Grohe AG
Feldmühlenplatz 15
D - 40545 Düsseldorf
Germany

© 01/2019 – Copyright by GROHE

PART OF **LIXIL**