

PROFESSIONAL

GROHE
WAVE LOGO

FLUSHING
**WITHOUT
TOUCHING.**

GROHE TECTRON BAU E

GROHE TECTRON BAU E WC IR FLUSH PLATE

A TOUCH OF EXTRA HYGIENE

In a world with increasingly conscious people when it comes to hygiene, it's time to go touch-less. Perfect for semi-public and public spaces, the new GROHE Tectron Bau E flush plate combines innovative infrared technology with a made-to-last surface. It has a unique low energy consumption to ensure a long service life.

With the opportunity to install it in new build developments as well as retrofit to any pre-installed standard GD 2 cisterns inside Rapid SL and Uniset, this range is the best choice at every stage. It's time to maximize hygiene and minimize maintenance.



**TECTRON BAU E FLUSH PLATE & BAU COSMO E FAUCET:
A PERFECT MATCH IN THE BATHROOM**



GROHE TECTRON BAU E WC IR FLUSH PLATE



BEST-IN-CLASS, IN EVERY WAY

Experience the GROHE touch with our touchless flush plate. It comes with several benefits that will go a long way to fulfill your requirements and exceed expectations at the same time.

IT'S COMPLETELY TOUCH-LESS

That means maximum hygiene and lesser transmission of germs and bacteria.

DESIGNED FOR A COMPLETE LOOK

The design fits well with GROHE ceramics, faucets and urinal flush ranges. It's also a perfect match with: Bau Ceramic, Bau Cosmo E faucet and Tectron Urinal Electronic.

Available in chrome, white and matt black, it has a modern appearance – sharp corner treatment and a centered IR window. It also comes with a hidden anti theft device.

POWERED BY PIONEERING TECHNOLOGY

Great design meets exceptional technology. Its unique low energy electronics ensure a long service life. The flush plate is available in both, grid as well as battery operated variants. Additionally, it is also remote control compatible.

ENTRY LEVEL PRICING

We want great technology to also be accessible. That is why, we've ensured that our range comes with competitive pricing.































GET IN TOUCH WITH TOUCH-LESS TECHNOLOGY

Packed with best-in-class features and designed keeping your needs in mind, the Tectron Bau E flush plate is a complete package for all your needs. See the detailed list of features below.

FOR NEW INSTALLATIONS AND RETROFIT TO ALL GD2 CISTERNS

POWER SUPPLY	<ul style="list-style-type: none">230 V mains operated1 x 6 V Lithium battery operated with a battery lifetime of more than 15.000 flushes
FINISHES	<ul style="list-style-type: none">Chrome, Alpine White and Matt BlackMaterial: ABS
FLUSHES	<ul style="list-style-type: none">Dual flush or single flushPre-flushAutomatic flush
ACTUATION	<ul style="list-style-type: none">Automatic after use, touch-less via hand, via remote
ADDITIONAL FUNCTIONS	<ul style="list-style-type: none">Cleaning stopBattery charge indicatorMonitoring
VOLUME	<ul style="list-style-type: none">3 l – 9 lFactory settings: 3 l – 6 l
SETTINGS	<ul style="list-style-type: none">Settings via sensor, by remote and pre-set programs
DETECTION AREA	<ul style="list-style-type: none">Automatic flush < 70 cmFlush via hand < 5 cm
HIDDEN ANTI-THEFT DEVICE	

PRODUCT OVERVIEW TECTRON BAU E

PRODUCT	MATERIAL NO.	COLOR	FEATURES	
	Tectron Bau E Flush plate with infrared sensor Mains operated Dimension: 156 mm x 197 mm	39 881 000	Chrome	  
	dito, battery operated	39 882 000	Chrome	   
	Tectron Bau E Flush plate with infrared sensor Mains operated Dimension: 156 mm x 197 mm	39 881 SH0	Alpine White	  
	dito, battery operated	39 882 SH0	Alpine White	   
	Tectron Bau E Flush plate with infrared sensor Mains operated Dimension: 156 mm x 197 mm	39 881 KF0	Matt Black	   
	dito, battery operated	39 882 KF0	Matt Black	    
	Remote Control for all GROHE one eye infrared products 3 x 1.5 V DC (AAA) battery supply	36 407 001		

GROHE INFRARED SOLUTIONS GO COMPLETELY TOUCHLESS

WE'VE DESIGNED AN EXTENSIVE TOUCHLESS RANGE THAT OFFERS BEST-IN-CLASS SOLUTION FOR BASINS, SHOWERS, WC AND URINALS. GOING TOUCHLESS, COUPLED WITH THERMAL DISINFECTION AND HYGIENE FLUSHING, AVOIDS THE SPREAD OF GERMS AND BACTERIA.

FIND OUT MORE ON THE FOLLOWING PAGES.

SHOWER



BASIN FAUCET


























URINAL
































WC



TECTRON WC RANGE

PRODUCT	MATERIAL NO.	COLOR	FEATURES	
	Tectron Skate Flush plate with infrared sensor for flushing cistern (230 V)	38 698 SD1	Stainless Steel	  
	dito, for flush valve (230 V)	38 393 SD1	Stainless Steel	  
	dito, for app with Bluetooth®	37 505 SD0	Stainless Steel	  
	Tectron Surf Flush plate with infrared sensor for flushing cistern (230 V)	38 699 001	Chrome	  
	Tectron Skate Flush plate with infrared sensor for flushing cistern (230 V) with additional manual actuation	37 419 000 37 419 SD0	Chrome Stainless Steel	  
	dito, for app with Bluetooth®	37 504 000	Chrome	  

TECTRON URINAL RANGE

PRODUCT	MATERIAL NO.	COLOR	FEATURES	
	Tectron Skate Urinal with infrared sensor Mains operated (230 V)	37 321 001 37 321 SD1 37 321 SH1	Chrome Stainless Steel Alpine White	  
	dito, battery operated (6 V)	37 324 001 37 324 SD1	Chrome Stainless Steel	   
	dito, for app with Bluetooth®	37 503 000	Chrome	  
	Tectron Surf Urinal with infrared sensor Battery operated (6 V)	37 337 001	Chrome	   
	dito, mains operated (230 V)	37 336 001	Chrome	  
	Tectron Rondo Infrared control Battery operated (6 V)	37 421 000	Chrome	   
	Tectron Rondo Retrofit unit	37 751 001	Chrome	   

PRODUCT FEATURES



GROHE TOUCHLESS
The infrared sensor detects hand movement so water only runs when it's needed.



LOONGLIFE BATTERY
Unique low-energy electronics ensure a long service life.



WATER SAVING
Save precious resources and enjoy 100 % water comfort.




ANTI-FINGERPRINT
Anti-fingerprint technology makes fingerprints invisible – saving time during cleaning.



LONG-LIFE SHINE
Made-to-last surfaces ranging from precious matt to shiny like a diamond.

Follow us




QUALITY

***"No.1** most trusted brand
in the sanitary industry" –
Wirtschaftswoche, 2017*



TECHNOLOGY

***"Top 50** companies
to change the world" –
Fortune Magazine, 2017*



DESIGN

*Over **400 design awards**
won since 2003*



SUSTAINABILITY

***Double award winner**
of the German Sustainability
Award 2021*

Grohe AG
Feldmühleplatz 15
D - 40545 Düsseldorf
Germany

© 09/2021 – Copyright by GROHE

PART OF **LIXIL**