

Pure Freude
an Wasser

GROHE

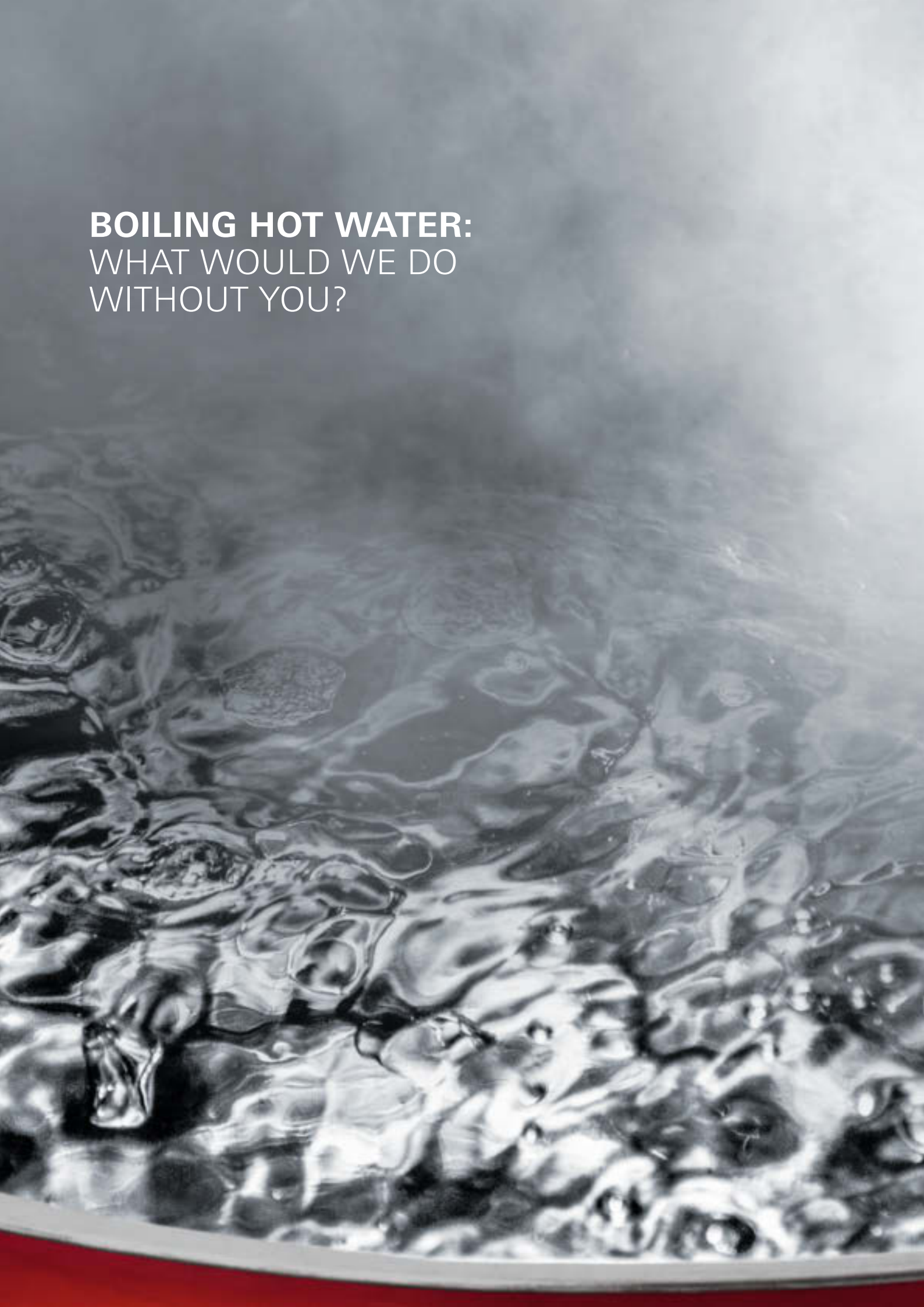


**100 °C STRAIGHT
FROM THE TAP**

NEW GROHE RED: BOILING HOT WATER ON DEMAND



BOILING HOT WATER:
WHAT WOULD WE DO
WITHOUT YOU?





A close-up, artistic photograph of a hand holding a white ceramic mug. The hand is positioned in the foreground, with fingers wrapped around the handle. The background is dark and out of focus, showing several brown coffee beans. The lighting is soft and warm, creating a cozy atmosphere. The text is overlaid on the lower left side of the image.

YOU'RE MY
STEAMING HOT DRINK
WHEN I COME IN FROM
THE COLD





OUR SPAGHETTI À LA MAISON



AND THE BABY'S LATE, **LATE NIGHT BOTTLE**



BUT WHY,
OH WHY DO YOU
TAKE SO LONG TO BOIL?





BUT NOW THE
WAITING IS OVER

AND THE KETTLE
IS HISTORY

INTRODUCING BOILING HOT WATER ON DEMAND: **NEW GROHE RED**

Think about the number of times a day that you need boiling water – and how much time you spend waiting for the kettle to boil. And now imagine you could save time, energy and space in the kitchen – all in one go. That's what GROHE Red can do for you: a beautiful and reliable system that delivers boiling hot water straight from the tap – safely and instantly.

Once you discover all the advantages of this remarkable helpmate in the kitchen you'll never look back.





WELCOME TO
THE NEW HOT SPOT
IN YOUR KITCHEN





Now you see it, now you don't. Below the elegant GROHE Red tap, the energy-efficient titanium boiler is tucked away, ready to deliver just when you need it.





WHAT MAKES GROHE RED **SO HOT?**

A combination of good looks and stunning functionality sets GROHE Red apart. And why shouldn't a high-end kitchen tap outperform a kettle? Combining a multitude of uses with sleek elegance, GROHE Red turns every kitchen into a culinary hot spot.



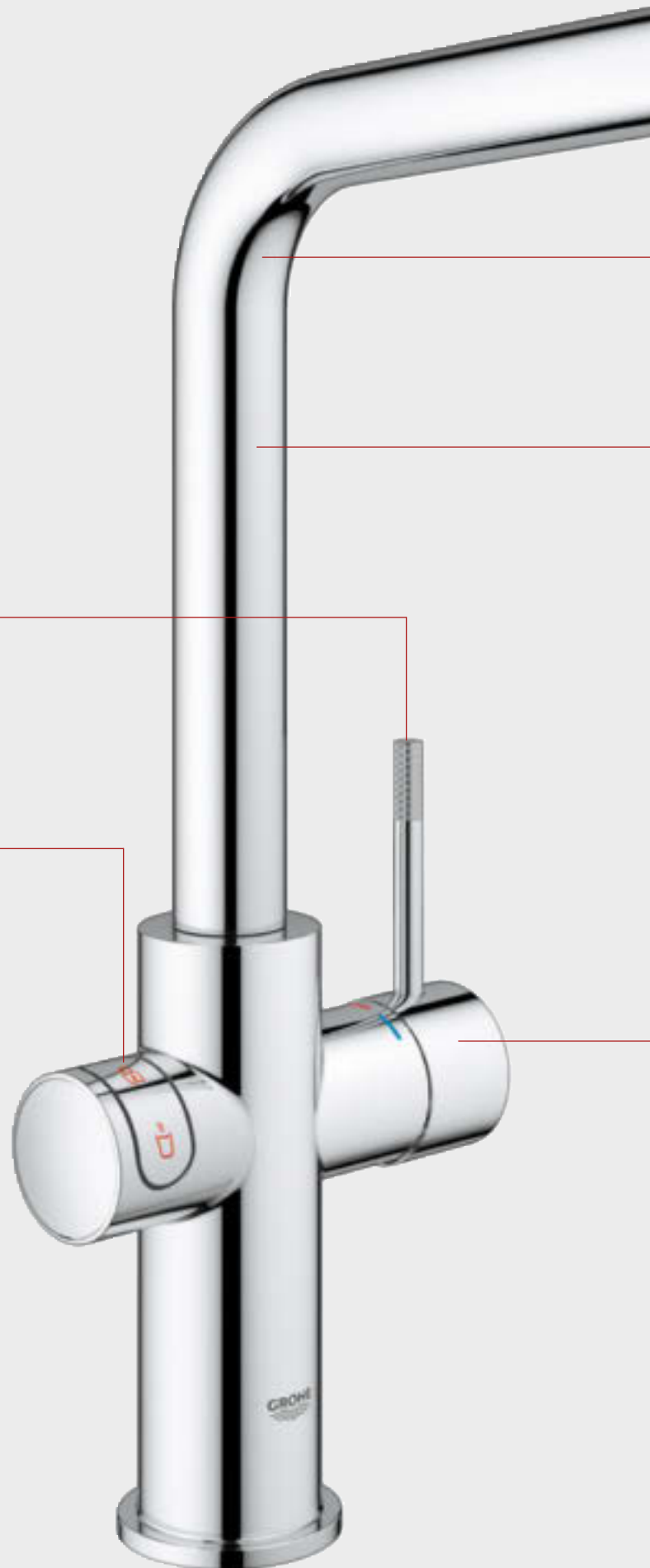


TECHNOLOGY YOU CAN TRUST

Designed down to the last detail with a view to convenience, sustainability and safety, GROHE Red presents a range of intelligent and indispensable features.

Forward rotating lever with knurled structure for better grip

Touch buttons with ChildLock safety for boiling water





Spout, turnable by 150°

Separated inner water ways for
normal tap and boiling water

Cartridge with
GROHE SilkMove technology
for normal tap water

SAFETY FIRST

Our first commitment is to your safety.
That's why GROHE Red comes with a unique,
failsafe child lock

NO MORE WAITING

Kettle-hot water is always available at the push of
a button, so waiting for the kettle or pot to boil is a
thing of the past

LESS WASTE

You only take the exact amount of hot water you
need, so you save on water and energy consumption

CLEAN, FRESH TASTE

Filtered water heated to 100 °C for an exceptional
taste experience

CLEAN YOUR WORKTOP

Filtered water heated to 100 °C no need for the
clutter of a kettle. GROHE Red fulfills all your
water needs from a single tap

FAR TOO **GOOD-LOOKING** TO BE HIDDEN AWAY

Sleek and streamlined, the GROHE Red boiler looks too good to live in the cupboard. But its minimalistic design belies its functionality. The durable heart of titanium makes it extremely resistant to corrosion and limescale build-up – maintaining perfect performance over a long lifetime. And unlike most boilers that are commonly made of stainless steel or copper, GROHE Red boilers are guaranteed free of any metallic taste. Available in two sizes, GROHE Red can deliver 3 litres or 5,5 litres in an instant.





INSTANT **VITAMINS**

Blanching vegetables is the best way to preserve their colour and their nutrients. That makes GROHE Red your short cut to eating healthily.



INSTANT **TEA-TIME**

Never mind what the clock says – every time's right for a cup of tea.
With GROHE Red, the moment you think about one, it's ready.



INSTANT **GERM FREE**

Sometimes you want to be sure that there isn't germ left in sight.
With GROHE Red, you can be doubly sure.



INSTANT **AL DENTE**

Hungry people can't wait and every minute counts.
With GROHE Red, satisfaction's just a forkful away.



100 °C IN AN INSTANT?
JUST THINK WHAT
THAT COULD DO FOR YOU

ENJOY ALL
THE BENEFITS
OF GROHE RED



M size boiler for 3 l
of boiling water at once



L size boiler for 5.5 l
of boiling water at once







TECHNOLOGY THAT PUTS **SAFETY FIRST**



If there are children in your family, there can be few better reasons for banning the electric kettle for good. Unfortunately kettles continue to be the cause of many accidents in the kitchen. Tragically, the victims of these accidents are most often small children below the age of 5. It happens time and again: a child grabs a trailing flex or pulls a kettle of boiling water over themselves. It just doesn't bear thinking about. In the UK, over 360 young children suffer severe scalding every year. That's one child every day – and every child is one too many.



When you choose GROHE Red you can be sure of choosing safety first. GROHE Red has passed the German TÜV test, the independent body that confirms that the applicable safety requirements and quality standards have been met.

ACCIDENT STATISTICS

(severe injuries only)

Children aged 0 – 4 years (367 severe injuries pa.)

Accident description	% of cases
Child grabbed or pulled kettle over itself	44 %
Child pulled flex, hence kettle over itself	18 %
Parent/adult holding kettle, and accidentally pulled by child or split by child	3 %
Adult splashed hot water from kettle onto child	4 %
Other child pulled down kettle onto victim	12 %
Other infrequent situations	16 %

source: <http://www.humanics-es.com/burns.pdf>





INSTANT 100 °C – INSTANT SAFETY

We designed GROHE Red to be the safest system available – because nothing, but nothing is more important than protecting you and your family. Our taps have a fail-proof child lock and safety function that eliminates all danger of scalding. Nor is there any danger from a sputtering tap: GROHE Red has a patented aerator, which ensures that the stream of boiling water flows smoothly without splattering. And the second you take your hand off the button, the cut-off function instantly stops the flow of water.



CHILD LOCK

Safety is paramount in a family kitchen – and why GROHE Red taps come with a child lock

Press the child lock button for 1 second to unlock the boiling water function.



While unlocking, the LED will flash red, lighting up continuously as soon as the child lock is deactivated.



To start the flow of boiling water, press and hold the lower activation button. Remove your finger to stop the flow.






FILL MORE STOMACHS WITH THE **GROHE RED POTFILLER**

The average electric kettle can only boil a maximum of 1.7 litres at a time. Unlike GROHE Red. It has a useful pot-filling function that allows up to 3 litres of boiling water to be drawn off at once. Great for a spaghetti feast or anything else where a lot of boiling water is needed at once. And once the pot-filler function is operating, you can take your thumb off the button – leaving you with both hands free for holding heavy pots.

Unlock the potfiller function by pressing the child lock button twice in a row, until the LED turns from red to yellow.



Then simply press the lower activation button to start the potfiller.



Now boiling water will flow for 60 seconds, dispensing up to 3 litres, before stopping automatically.

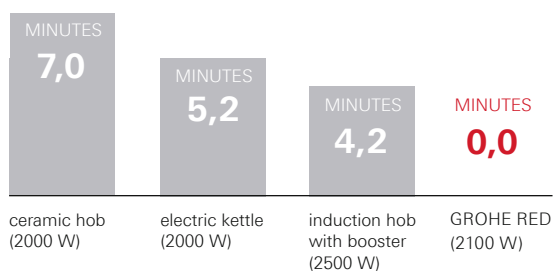




READY BEFORE YOU CAN SAY “WHAT’S FOR DIN ...”

Why wait – when tummies are rumbling? Why wait to get the spaghetti going? Whenever you need kettle-hot water, we think it should be ready and waiting for you. GROHE Red’s innovative technology means never having to wait for the comfort of a cup of tea again. Or for dinner. And less time spent waiting means less energy spent heating as well. So take time to enjoy, not to boil.

WAITING TIME TO BOIL 1 LITRE OF WATER





SUDDENLY EVERY SECOND
COUNTS AND THEN
INSTANT PEACE






ONE SOURCE OF BOILING WATER – **A MILLION THINGS** TO DO WITH IT

The more you use it, the more things you think of to do with it: GROHE Red makes life simple like never before. Blanching, boiling, brewing-up, sterilising, cleaning. Tea, coffee, broccoli, spaghetti, eggs. Morning cuppa, baby's bottle, midnight feast. The possibilities are endless. And once you've enjoyed the sheer convenience of using GROHE Red, you'll never want to do without it.



GROHE

R E D

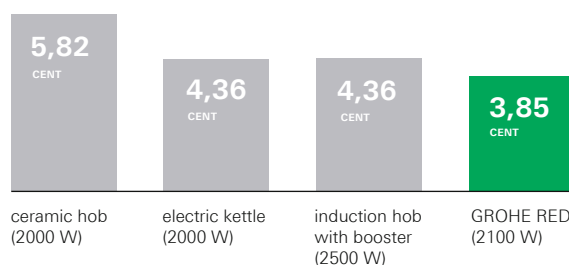


WE PUT ALL OUR ENERGY INTO SAVING ENERGY

Can it really save energy to have water constantly on the boil? The answer is a definite yes. The GROHE Red titanium boiler is the reason: the excellent insulation means that a minimum of energy is required to maintain the temperature at 100 °C. Compared to the amount required by an electric kettle or a cooker, GROHE Red saves precious energy. What's more, just think how often you re-boil the kettle. Each time you press the knob again, that's all going on your electricity bill as well. That doesn't happen with GROHE Red.

Going on holiday? Then simply switch the boiler to holiday mode – that way the water is only heated to 60 °C – ensuring further energy savings.

ENERGY COSTS TO BOIL 1 LITRE OF WATER



Energy efficiency rating A when used with mixing valve 40 841 001 to generate warm water.





GETTING THE TEMPERATURE PERFECT – DONE

GROHE Red can do much more besides delivering boiling hot water instantly – thanks to the mixing valve.

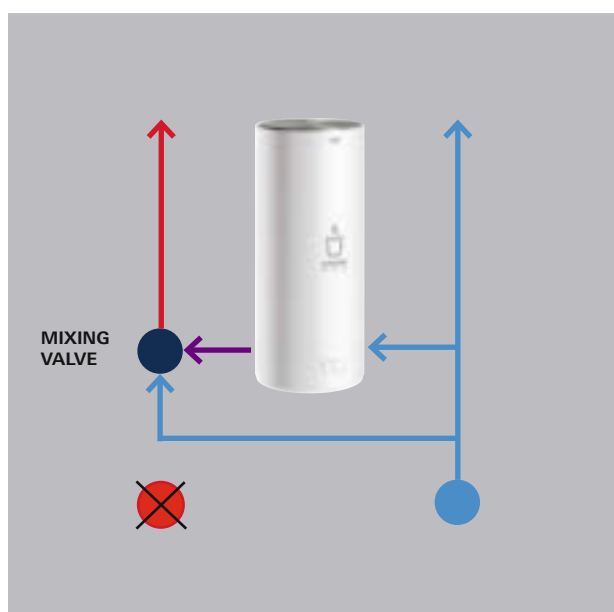
If your kitchen only has a cold-water supply, you can use the GROHE Red boiler to provide warm water. When the boiler is connected to the mixing valve, it mixes boiling water with cold water from the mains supply, to deliver warm water to the mixed water lever of your tap. Thanks to the Coldfill installation, there's no need for a water-heater.

But assuming you have a warm-water supply – there's still a waiting-period till the warm water arrives and meanwhile the water is running away down the drain. The mixing-valve intervenes, mixing in boiling water to cold to compensate and maintaining a constant, thermostatically controlled, warm water temperature. With the Hotfill installation, warm water becomes available immediately. Saving waiting. Saving water.

The mixing valve is available as an additional accessory and can be combined with every GROHE Red set.


COLDFILL INSTALLATION:

Boiling water is mixed with cold water from mains to supply warm water for the kitchen faucet.



HOTFILL INSTALLATION:

Instant warm water via the GROHE Red boiler with attached mixing valve.





SOME IS PLENTY, ENOUGH IS TOO MUCH: OUR CONTRIBUTION **TO SAVING WATER**

Think about boiling the kettle for a cup of tea. Or to boil potatoes. How carefully do you measure out the water that you need? A cup becomes a cup and a half. Perhaps you're a bit too generous when it comes to the spaghetti water. You know you always put in more than you actually need, to be sure that you have enough. Little by little, the cost of boiling that extra water adds up – until it's a lot.

And depending on your electric kettle and especially if it has an exposed heating element, you may have to heat a minimum amount of 0.5 litres even if you need less. With GROHE RED you always draw off exactly as much as you need and not one drop more.



IT'S TIME TO
ACQUIRE **A TASTE**
FOR PERFECTION





THE GUARANTEE FOR **PURE TASTE**

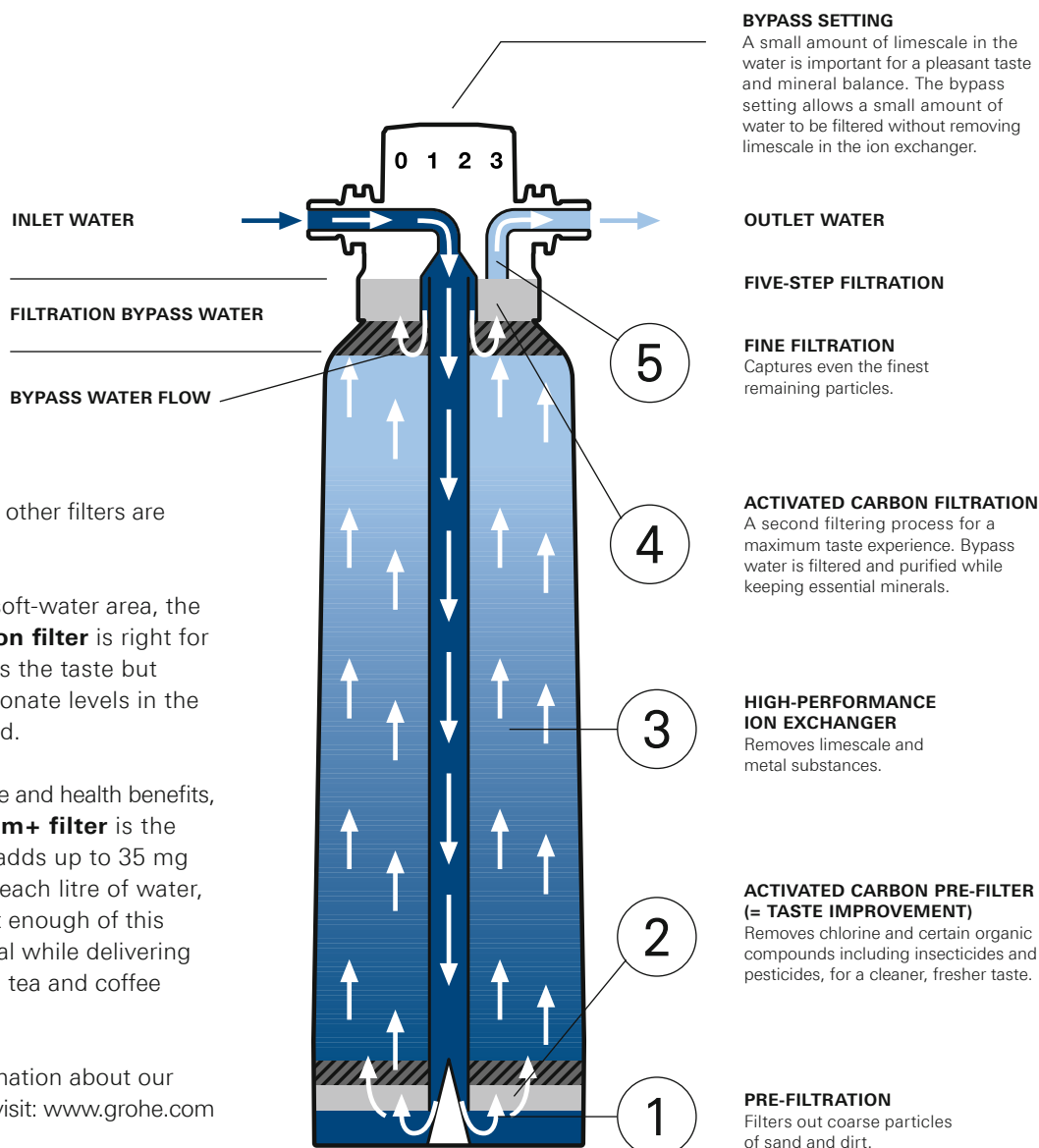
Taste isn't just about what you put in – sometimes it's what you leave out that makes all the difference. That's why we gave GROHE Red such a superb filter. It removes traces of impurities in the water such as limescale and chlorine, so that nothing can impair your enjoyment. Discover how the quality of GROHE Red's filtered water brings out the best in your tea and coffee. Sometimes less truly is more.





IT ALL BOILS DOWN TO THE FILTER

GROHE Red comes equipped with high-performance filters. They use a five-step filtration process to remove even the slightest trace of impurities from the water – while retaining all the important minerals that benefit your health. Beyond guaranteeing an unparalleled taste experience, the filter fulfils another important function: by filtering out limescale, it ensures that the boiler can perform perfectly over its long lifetime.



In addition, two other filters are available.

If you live in a soft-water area, the activated **carbon filter** is right for you. It improves the taste but leaves the carbonate levels in the water untouched.

For the best taste and health benefits, **the magnesium+ filter** is the ideal choice. It adds up to 35 mg magnesium to each litre of water, helping you get enough of this essential mineral while delivering the best tasting tea and coffee possible.

For more information about our different filters, visit: www.grohe.com



RED HOT TO GO

Once you discover the superior taste that comes with GROHE Red, you won't want to do without it. And you don't have to: our stylish and practical bottles don't just travel well; they'll keep your hot drinks hot for up to 8 hours and come equipped with a useful tea strainer. Made of elegant, stainless steel, the GROHE Red bottles can't help but look hot as well.



TAKING
A CLOSER LOOK
AT GROHE RED



**SO MANY COMPLIMENTS –
IT'S ENOUGH TO MAKE
THE TAP TURN RED**





At GROHE, superb design is a given. Our GROHE Red taps are the perfect symbiosis of form and function, designed to receive a host of compliments. To ensure that your tap harmonises with the rest of your kitchen, you can select from a number of beautiful styles. There are three timeless and elegant options: the L, C and U-shaped spouts, available in two stylish finishes.





THE TAP THAT COMPLEMENTS **ALL OTHERS**

You may already have a high-end tap in your kitchen. If so, and you don't wish to replace it, then the GROHE Red Mono is the perfect solution. The smaller-sized Mono supplies boiling water only and fits perfectly alongside your existing tap. In a choice of two elegant spout shapes.





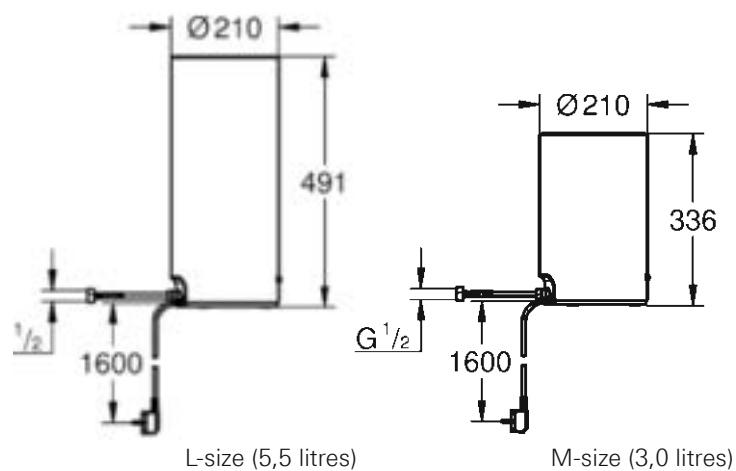
AT HOME IN EVERY KITCHEN





CREATE YOUR OWN HOT SPOT

Get ready to install your hot spot – it can be done in a few easy stages.
The slim GROHE Red boiler is available in 2 sizes and fits neatly under the sink – freeing up precious space on the work surface.



INSTALLING GROHE RED: **READY, STEADY. BOIL**



Place faucet and mount with fixation set below the cabinet.



Attach filter holder to the cabinet and screw filter into filter head. Then connect the filter to the cold water supply.



Fix safety group with holder to the cabinet and connect to the filter head outlet.



Connect boiler to safety group and tap. Afterwards open the angle valves before connecting power supply.



Vent the boiler for 3 minutes via the touch element on the tap.



Set-up filter head by-pass and capacity counter according to the water hardness.

GROHE RED

PRODUCT PORTFOLIO



30 325 001 / 30 325 DC1
GROHE RED Duo
L-spout, L Size

30 327 001 / 30 327 DC1
GROHE RED Duo
L-spout, M Size



30 339 001
GROHE RED Mono
L-spout, M Size



30 079 001 / 30 079 DC1
GROHE RED Duo
C-spout, L Size

30 083 001 / 30 083 DC1
GROHE RED Duo
C-spout, M Size



30 080 001
GROHE RED Mono
C-spout, L Size

30 085 001
GROHE RED Mono
C-spout, M Size

**EACH GROHE RED CONTAINS
BOILER (M OR L SIZE) & FILTERSET.**



BOILER L SIZE



BOILER M SIZE



40 841 001
GROHE RED mixing valve

Colour options:

● 001 | StarLight Chrome | ● DC1 | SuperSteel



GROHE RED

PRODUCT PORTFOLIO

FILTER AND ACCESSOIRES



40 404 001
GROHE Blue Home
S-Size Filter
Capacity 600 l at 15° KH

40 412 001
GROHE Blue Home
M-Size Filter
capacity 3000 l at 15° KH

40 547 001
GROHE Blue Home
Activated Carbon filter
For regions with water hardness < 9° KH
Capacity 3000 l

40 430 001
GROHE Blue Home
L-Size Filter
capacity 3000 l at 15° KH

40 691 001
GROHE Blue Magnesium+
filter with magnesium and
premium taste
capacity 400 l at 15° KH



40 919 SD0
GROHE Red Thermo bottle
incl. tea strainer



40 432 000
GROHE Red tea glasses
(4 pcs.)



THE ANSWERS TO ALL YOUR BURNING QUESTIONS

HOW MUCH SPACE DO I NEED TO INSTALL GROHE RED UNDER THE SINK?

Both boilers have a diameter of 21 cm. The M-size boiler has a height of 37 cm while the L-size boiler has a height of 49cm.

HOW MANY LITRES OF BOILING WATER DOES EACH BOILER DELIVER?

The M-size boiler delivers 3 litres, the L-size boiler delivers 5.5 litres of boiling water.

WHICH BOILER IS SUITABLE FOR ME?

You can choose according to your demand for boiling water. Both boilers are suitable for use in a private home. For office kitchens we recommend the use of the L-size boiler.

WHAT WATER TEMPERATURE DOES THE GROHE BOILER DELIVER?

The temperature of the boiling water coming out of the spout is 100 °C

CAN THE BOILER ALSO BE USED AS A REGULAR SUPPLY OF WARM WATER?

Both boilers can provide warm water if they are connected to the GROHE Red mixing valve. If your kitchen only has a cold water connection, the valve will mix boiling water with cold water from the mains supply to create warm water for the mixed water lever of your tap. This makes a direct water heater unnecessary.

If your kitchen features a cold and warm water mains supply, the mixing valve can be used to avoid a waiting period until the desired warm water temperature is reached. Because the initial flow of water from the warm water supply is cold, the valve mixes in boiling water to compensate. This results in the immediate availability of warm water. The mixing valve is available as an accessory under the product number 40 841 001.

CAN THE TAP BE OPERATED BY SMALL CHILDREN?

No, as the 2-step touch activation is too complex for small children. The operation to activate the flow of boiling water ensures child-safe handling. It has been certified by the German TÜV.

IF ALL THE WATER IN THE BOILER HAS BEEN USED UP, HOW LONG DOES IT TAKE FOR THE WATER TO REACH MAXIMUM TEMPERATURE AGAIN?

Depending on the water inlet temperature, the heating time for the M-size boiler is 15-20 minutes while the heating time for the L-size boiler is 20-30 minutes.

WHAT ARE THE OPERATING COSTS FOR GROHE RED?

Approx. 10 cents per day in stand-by mode, based on German electricity costs.

WHY DO I NEED TO INSTALL A FILTER WITH GROHE RED?

To protect the boiler from limescale, GROHE recommends the use of a filter. If the water hardness exceeds 10 degrees, the use of the filter is vital to guarantee that the boiler will have a long life. The filter set is part of each GROHE Red set.

HOW DO I INSTALL THE FILTER WITH GROHE RED?

The filter should be connected between the cold water supply and the boiler. The required hose is part of the complete set.

WHAT DO I NEED TO CONSIDER WHEN INSTALLING GROHE RED?

The boiler should only be filled via the cold water supply. Furthermore, a safety unit must be mounted with the waste trap, which is included in the product packaging.

GROHE
BLUE HOME
MONO

GROHE
RED



WHEN BOILING HOT GROHE RED MEETS CHILLED, SPARKLING **GROHE BLUE HOME**

Discover the new dream team for your kitchen: GROHE Red and GROHE Blue Home combine to give you the perfect water system. Where GROHE Red offers the ultimate convenience of boiling hot water on tap, GROHE Blue Home Mono is a source of delicious, chilled drinking water. That's what we call water enjoyment.



GROHE
RED
MONO

GROHE
BLUE
HOME



STILL, MEDIUM OR SPARKLING: WITH GROHE BLUE HOME, **THE CHOICE IS ALL YOURS**

How sparkling do you like your water? It's all a matter of taste. GROHE Blue Home has a simple and intuitive mechanism that lets you carbonise your drinking water at the touch of a button. For deliciously cool filtered water, just the way that you – and all your family – like it.



Find out more about GROHE Blue Home





GROHE: A WHOLE WORLD OF **INTELLIGENT DESIGN** FOR THE KITCHEN

Discover the many beautiful and functional taps in our wide selection. They range from sleek, minimalistic forms that are timeless in their appeal, to striking styles that make a bold design statement. And they come with many ingenious features and functions for ease and pleasure of use. For example with pull-out mousseurs and sprays which are both convenient and timesaving. Or easy-touch taps that can be operated with just a fingertip. Whatever your needs, GROHE offers you all the choice, comfort and flexibility that you could wish for.

Find out more at grohe.com



BLUE HOME BROCHURE



KITCHEN BROCHURE



Follow us



Just scan the QR code to view the latest brochure as download or PDF on your tablet or smartphone.




QUALITY

***"No.1** most trusted brand
in the sanitary industry" –
Wirtschaftswoche, 2017*



TECHNOLOGY

***"Top 50** companies
to change the world" –
Fortune Magazine, 2017*



DESIGN

*Over **350 design awards**
won since 2003*



SUSTAINABILITY

***CSR Award winner** of the
German Government, 2017*

Grohe AG
Feldmühleplatz 15
D - 40545 Düsseldorf
Germany

© 10/2017 – Copyright by GROHE

PART OF **LIXIL**