

Pure Freude
an Wasser

GROHE
WAVE



GROHE PLUS –
**ACCURACY THAT GOES
BEYOND DESIGN**

GROHE PLUS –
**AN INNOVATIVE,
ARCHITECTURAL
SILHOUETTE**

ELEGANT, TACTILE CONTROL

GROHE Plus is a design that takes its inspiration from the arc, an architectural icon, a shape that offers both strength and lightness. By combining the curve of a circle and the crisp, clean planes of a cube, it presents an exciting, architectural silhouette. It represents accuracy, strength and stability, coupled with innovative features that will bring comfort, convenience and control to your bathroom.



A COMPLETE BATHROOM SOLUTION

Your bathroom should be your sanctuary, a place that works perfectly, offers you refuge and comfort, and where your personal style is reflected in every detail. With GROHE you can get your whole bathroom in one place, confident that the company's decades of design expertise and engineering excellence imbue every element. You will not only find the taps, showers and bath mixers that GROHE is famous for, but also ceramics designed to work perfectly with them, whatever style you choose. From a statement floor-mounted bath mixer to the essential finishing touches like flush plates and towel holders, you can trust GROHE to have thought of everything.

GROHE PLUS – FORWARD THINKING DESIGN

Imagine a bathroom that offers not just sleek, cutting-edge, bold design, but also confidence and control. Where you can tell water temperature at a glance and switch water flow with just a swipe of your hand. A room where nothing is left to chance, where form delivers function in a sleek, tactile package. With the new GROHE Plus you can make it a reality.

This innovative range puts control and convenience in your hands. The GROHE Plus range includes taps with a temperature display, so you will know the exact water temperature at all times. Plus also offers a new level of ergonomic comfort and practical function with its pull-out and swivel spout variants presented in a silhouette of architectural strength and elegance, with surfaces so sleek they invite interaction.



TAKE THE TEMPERATURE

The control of your tap is completely in your hands with GROHE Plus, thanks to its innovative LED temperature display. Always know how hot or cold the water from the tap is, moment to moment, thanks to the LED display on the top of the tap, giving you increased control and comfort for the bathroom. For at-a-glance information, the temperature reading is also colour-coded – blue for cold and red for hot – tracing a beautiful gradient. But when the flow stops, the clever display disappears again, leaving the immaculate appearance of the tap unchanged.



Standard flow rate
of 5.7 l/min

INNOVATIVE FEATURES
**DESIGNED FOR COMFORT
AND CONTROL**



Water saving flow rate
of 4 l/min

A GENTLE, WATER-SAVING SPRAY

GROHE Plus is all about putting you in control, so its no surprise that the tap also has a water-saving option. The Eco Spray function, delivering a sustainable 4 l/min, can be activated effortlessly at any time by swiping your hand in front of the lit icon, meaning you can reduce water usage without compromising your comfort or enjoyment. The soft, soothing spray is gentle on your hands and, combined with the swivel spout, is also perfect for cleaning the basin.



THE FLEXIBLE SPOUT

Enjoy greater user comfort and flexibility thanks to a 90° swivel spout. Turning smoothly to the left and right, the swivel spout adds a whole new level of convenience, allowing you to rinse the basin, wash your face or soap your hands unhindered.



REACH FURTHER

GROHE Plus redefines the notion of flexibility for a bathroom tap, thanks to a pull-out spray. Perfect for rinsing the basin, washing your hair and more, this innovative feature means you are no longer tied to the basin, and instead can enjoy more room to manoeuvre. GROHE EasyDock means that once you are finished the spout retracts easily and smoothly back to its starting position.

The crisp lines of GROHE Plus make it an ideal fit with sharp, square ceramics, creating a consistent look throughout the bathroom



GROHE Plus features elegantly curved details for a softening effect perfectly suited to complementing round basins and adding a tactile note to a design concept



SQUARE OR ROUND? A MATCH FOR BOTH

VERSATILE, SEAMLESS DESIGN


The strength of an arc conceals its versatility – and so it is with GROHE Plus. Its distinctive, dynamic design draws on two classic shapes – the square and the circle. Thanks to its use of two surfaces – a circle bisected by a flat face – it works perfectly with both round and square bathroom fittings. Whether your bathroom sensibility is smoothly circular or crisp-edged and cubic, GROHE Plus tap will sit perfectly with GROHE ceramics, showers and accessories, making the design process seamless.



DESIGN HARMONY EFFORTLESSLY ACHIEVED

A PERFECT FIT OF MATERIALS

The GROHE Plus tap with LED temperature display has a bi-colour finish, combining chrome with chic, MoonWhite acrylic glass. This modern material makes the Plus tap a perfect fit with both GROHE SmartControl and Rainshower Smart Active shower in MoonWhite, making it even easier to create a sleek, seamless concept across the whole bathroom.



DESIGN OPTIONS FOR EVERY CONCEPT

THE PERFECT FINISH

Whether your bathroom is a space of timeless elegance or slick minimalist styling, the GROHE Plus is a perfect fit. The Plus range features a broad selection of sizes, with models from compact basin mixers to wall-mounted taps and show-stopping floor-standing bath filler. GROHE Plus taps are also available in three durable, desirable finishes. Choose between the dazzling chrome finish or the more architectural SuperSteel or Brushed Hard Graphite, according to your taste.

23 871 DC3

Basin mixer M-Size with pop-up waste set



32 612 003

Basin mixer S-Size with pop-up waste set



33 547 003 + 40 954 000

Shower mixer with shower set + tray



23 846 003
+ 45 984 001 / 29 086 000
Bath/shower mixer
floor-mounted
+ separate concealed body

23 850 003
L-Size Basin mixer with
LED water temperature
display with smooth
body with push-open
waste set

24 093 003 + 35 600 000
3-way diverter trim set
+ GROHE Rapido SmartBox


39 571 00H
Wall-hung WC
39 577 000
soft close

39 611 000
Freestanding bath tub

DISCOVER THE WORLD OF GROHE

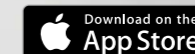
If you're looking for ideas or solutions for your bathroom and kitchen, the **GROHE Media APP** is where you will find your inspiration. With a new name and a fresh new look for March 2019, this app puts all the latest content from GROHE – magazines, videos, books and brochures – at your fingertips. This is just a small selection of what the world of GROHE has to offer: the perfect addition to your GROHE home.

GET IT HERE



VISIT US ONLINE AND FOLLOW US ON SOCIAL MEDIA

FACEBOOK GROHE.enjoywater | **INSTAGRAM** grohe_global
TWITTER grohe | **YOUTUBE** grohe | **PINTEREST** grohe



System requirements
iPhone with iOS 11.0 or higher / smart phone with Android 6.0 or higher. The Bluetooth® word mark and logos are registered trademarks owned by Bluetooth SIG, Inc. and any use of such marks by Grohe AG is under license. Other trademarks and trade names are those of their respective owners. Apple, the Apple logo, iPod, iPod Touch, iPhone and iTunes are trademarks of Apple Inc., registered in the U.S. and other countries. Apple is not responsible for the function of this device or its compliance with safety and regulatory standards.

Follow us



QUALITY

*"No.1 most trusted brand
in the sanitary industry" –
Wirtschaftswoche, 2017*



TECHNOLOGY

*"Top 50 companies
to change the world" –
Fortune Magazine, 2017*



DESIGN

*Over 350 design awards
won since 2003*



SUSTAINABILITY

*CSR Award winner of the
German Government, 2017*

GROHE Limited
World Business Centre 2
Newall Road
London Heathrow Airport
Hounslow
Middlesex
TW6 2SF
Tel: 0208 283 2840
Fax: 0871 200 3415
Mail: info-uk@grohe.com
www.grohe.co.uk

© 04/2019 – Copyright by GROHE

PART OF **LIXIL**