

PROFESSIONAL

GROHE



FLUSHING  
**WITHOUT  
TOUCHING.**

**GROHE** TECTRON BAU E



# GROHE TECTRON BAU E WC IR FLUSH PLATE

## A TOUCH OF EXTRA HYGIENE

In a world with increasingly conscious people when it comes to hygiene, it's time to go touchless. Perfect for semi-public and public spaces, the new GROHE Tectron Bau E flush plate combines innovative infrared technology with a made-to-last surface. It has a unique low energy consumption to ensure a long service life.

With the opportunity to install it in new build developments as well as retrofit to any pre-installed standard GD 2 cisterns inside Rapid SL and Uniset, this range is the best choice at every stage. It's time to maximize hygiene and minimize maintenance.



**TECTRON BAU E FLUSH PLATE & BAU COSMO E TAP:  
A PERFECT MATCH IN THE BATHROOM**



# GROHE TECTRON BAU E

## WC IR FLUSH PLATE



# BEST-IN-CLASS, IN EVERY WAY

Experience the GROHE touch with our touchless flush plate. It comes with several benefits that will go a long way to fulfill your requirements and exceed expectations at the same time.

**IT’S COMPLETELY TOUCHLESS**

That means maximum hygiene and lesser transmission of germs and bacteria.

**DESIGNED FOR A COMPLETE LOOK**

The design fits well with GROHE ceramics, taps and urinal flush ranges. It’s also a perfect match with: Bau Ceramic, Bau Cosmo E tap and Tectron Urinal Electronic.

Available in chrome, white and matt black, it has a modern appearance – sharp corner treatment and a centered IR window. It also comes with a hidden anti theft device.

**POWERED BY PIONEERING TECHNOLOGY**

Great design meets exceptional technology. Its unique low energy electronics ensure a long service life. The flush plate is available in both grid as well as battery operated variants. Additionally, it is also remote control compatible.

**ENTRY LEVEL PRICING**

We want great technology to also be accessible. That is why we’ve ensured that our range comes with competitive pricing.































GET IN TOUCH WITH  
TOUCHLESS TECHNOLOGY

Packed with best-in-class features and designed keeping your needs in mind, the Tectron Bau E flush plate is a complete package for all your needs. See the detailed list of features below.

FOR NEW INSTALLATIONS AND RETROFIT TO ALL GD2 CISTERNS

POWER SUPPLY	<ul style="list-style-type: none"><li>230 V mains operated</li><li>1 x 6 V Lithium battery operated with a battery lifetime of more than 15.000 flushes</li></ul>
FINISHES	<ul style="list-style-type: none"><li>Chrome, Alpine White and Matt Black</li><li>Material: ABS</li></ul>
FLUSHES	<ul style="list-style-type: none"><li>Dual flush or single flush</li><li>Pre-flush</li><li>Automatic flush</li></ul>
ACTUATION	<ul style="list-style-type: none"><li>Automatic after use, touchless via hand, via remote</li></ul>
ADDITIONAL FUNCTIONS	<ul style="list-style-type: none"><li>Cleaning stop</li><li>Battery charge indicator</li><li>Monitoring</li></ul>
VOLUME	<ul style="list-style-type: none"><li>3 l – 9 l</li><li>Factory settings: 3 l – 6 l</li></ul>
SETTINGS	<ul style="list-style-type: none"><li>Settings via sensor, by remote and pre-set programs</li></ul>
DETECTION AREA	<ul style="list-style-type: none"><li>Automatic flush &lt; 70 cm</li><li>Flush via hand &lt; 5 cm</li></ul>
HIDDEN ANTI-THEFT DEVICE	

PRODUCT OVERVIEW TECTRON BAU E

PRODUCT	MATERIAL NO.	COLOUR	FEATURES	
	<b>Tectron Bau E</b> <b>Flush plate with infrared sensor</b> Mains operated Dimension: 156 mm x 197 mm	39 881 000	Chrome	  
	ditto, battery operated	39 882 000	Chrome	   
	<b>Tectron Bau E</b> <b>Flush plate with infrared sensor</b> Mains operated Dimension: 156 mm x 197 mm	39 881 SH0	Alpine White	  
	ditto, battery operated	39 882 SH0	Alpine White	   
	<b>Tectron Bau E</b> <b>Flush plate with infrared sensor</b> Mains operated Dimension: 156 mm x 197 mm	39 881 KF0	Matt Black	   
	ditto, battery operated	39 882 KF0	Matt Black	    
	<b>Remote Control</b> for all GROHE one eye infrared products 3 x 1.5 V DC (AAA) battery supply	36 407 001		

# GROHE INFRARED SOLUTIONS GO COMPLETELY TOUCHLESS

WE'VE DESIGNED AN EXTENSIVE TOUCHLESS RANGE THAT OFFERS BEST-IN-CLASS SOLUTIONS FOR BASINS, SHOWERS, WC AND URINALS. GOING TOUCHLESS, COUPLED WITH THERMAL DISINFECTION AND HYGIENE FLUSHING, AVOIDS THE SPREAD OF GERMS AND BACTERIA.

FIND OUT MORE ON THE FOLLOWING PAGES.

SHOWER



BASIN TAP























URINAL






WC



TECTRON WC RANGE

PRODUCT	MATERIAL NO.	COLOUR	FEATURES	
	<b>Tectron Skate</b> <b>Flush plate with infrared sensor</b> for flushing cistern (230 V)	38 698 SD1	Stainless Steel	  
	ditto, for flush valve (230 V)	38 393 SD1	Stainless Steel	  
	<b>Tectron Surf</b> <b>Flush plate with infrared sensor</b> for flushing cistern (230 V)	38 699 001	Chrome	  
	<b>Tectron Skate</b> <b>Flush plate with infrared sensor</b> for flushing cistern (230 V) with additional manual actuation	37 419 000 37 419 SD0	Chrome Stainless Steel	  
	ditto, for app with Bluetooth®	37 504 000	Chrome	  

TECTRON URINAL RANGE

PRODUCT	MATERIAL NO.	COLOUR	FEATURES
	<b>Tectron Skate</b> <b>Urinal with infrared sensor</b> Mains operated (230 V)	37 321 001 37 321 SD1 37 321 SH1	Chrome Stainless Steel Alpine White
	ditto, battery operated (6 V)	37 324 001 37 324 SD1	Chrome Stainless Steel
	ditto, for app with Bluetooth®	37 503 000	Chrome
	<b>Tectron Surf</b> <b>Urinal with infrared sensor</b> Battery operated (6 V)	37 337 001	Chrome
	ditto, mains operated (230 V)	37 336 001	Chrome
	<b>Tectron Rondo</b> <b>Infrared control</b> Battery operated (6 V)	37 421 000	Chrome

PRODUCT FEATURES



**GROHE TOUCHLESS**  
The infrared sensor detects hand movement so water only runs when it's needed.



**LOONGLIFE BATTERY**  
Unique low-energy electronics ensure a long service life.



**WATER SAVING**  
Save precious resources and enjoy 100 % water comfort.




**ANTI-FINGERPRINT**  
Anti-fingerprint technology makes fingerprints invisible – saving time during cleaning.



**LONG-LIFE SHINE**  
Made-to-last surfaces ranging from precious matt to shiny like a diamond.

Follow us



## QUALITY

***"No.1** most trusted brand  
in the sanitary industry" –*  
*Wirtschaftswoche, 2017*



## TECHNOLOGY

***"Top 50** companies  
to change the world" –*  
*Fortune Magazine, 2017*



## DESIGN

*Over **400 design awards**  
won since 2003*



## SUSTAINABILITY

***Double award winner**  
of the German Sustainability  
Award 2021*

GROHE Limited  
World Business Centre 2  
Newall Road  
London Heathrow Airport  
Hounslow  
Middlesex  
TW6 2SF  
Tel: 0208 283 2840  
Fax: 0871 200 3415  
email: [info-uk@grohe.com](mailto:info-uk@grohe.com)

© 11/2021 – Copyright by GROHE

PART OF **LIXIL**