


*Pure Freude
an Wasser*



GROHE BLUE HOME **MADE FOR YOUR WATER**

PERFECT TASTE STRAIGHT FROM THE TAP





WHERE WOULD
YOU EXPECT TO
FIND THE MOST
DELICIOUS WATER
ON EARTH?

FALLING FROM
A **RAINCLOUD?**





EMERGING FROM
A FRESH, BUBBLING
SPRING?

PERHAPS IN
A BOTTLE?

OR NONE
OF THESE?



WE BELIEVE THE
ANSWER LIES
CLOSER TO HOME



WE CALL IT
**UNBOTTLED
WATER**

INTRODUCING
GROHE
BLUE HOME



WELCOME TO YOUR PRIVATE WATER SOURCE

When was the last time you truly tasted water? When you took a sip that left you thirsting for more? That's what happens after your first encounter with GROHE Blue Home: a beautiful and intelligent system that transforms simple water into pure thirst-quenching pleasure, and your kitchen into a meeting place for thirsty friends.



GROHE

99



First the sheer elegance of the faucet catches the eye. But when you take a look behind the scenes, you'll discover the secret of GROHE Blue Home: the cooler – and the reason why drinking water will never be the same again.

GROHE
BLUE







Still waters run deep. If you prefer your water cool and still, nothing could be simpler: just push the top button. The LED lights up blue and your glass fills with pure refreshment.



STILL, MEDIUM OR SPARKLING: THE CHOICE IS ALL YOURS

How sparkling do you like your water? It's all a matter of taste. GROHE Blue Home has a simple and intuitive mechanism that lets you carbonate your drinking water at the touch of a button. Deliciously cool filtered water, just the way that you – and all your family – like it.



Sparkling – but not too much? More of a medium sparkling? Coming right up. Press both buttons in sequence – the LED lights up turquoise – to produce a finely pearled stream of water.



Sparkling water, alive with bubbles. If that's your idea of thirst-quenching heaven, just press the lower button – the LED lights up green – for your perfect glass of water.





PERFECTLY **CHILLED** – JUST AS YOU LIKE IT

Imagine the refreshing sensation of chilled water – cool and thirst-quenching. Ready and waiting for you at the touch of a button – at exactly the right temperature. Think of the glass misting over with minute water droplets and of that first delicious cold gulp.

Chilled water on demand – how refreshing is that then?

THE SHAPE OF **TOMORROW'S** DRINKING WATER

Form and function come together in GROHE Blue Home, combining all the advantages of a high-end kitchen faucet and a sophisticated water cooler. Add to that intuitive and timeless design and you are looking at the water source of the future.



SO COOL AND DELICIOUS **AND STRAIGHT** FROM THE TAP





THE INTELLIGENT HEART OF GROHE BLUE HOME

First we came up with some state-of-the-art technology and then we hid it away. The GROHE Blue Home cooler is our undercover genius that takes the water, filters it, chills it and makes it sparkle, ready to fill your glass to the brim.



This is where it all happens: here you can adjust the temperature between 5° and 10° and insert the filter and the CO₂ bottle.



THE MAGIC IS IN THE FILTER

For our GROHE Blue system we have worked with BWT, Europe's leading filtered water professionals, to ensure that our system produces a convincing, refreshing drinking experience. Our standard high performance S-Size filter comes with every GROHE Blue Home starter set.




In addition, there are three other filters available.

If you live in a soft-water area, the **activated-carbon filter** is right for you. It improves the taste but leaves the carbonate levels in the water untouched.

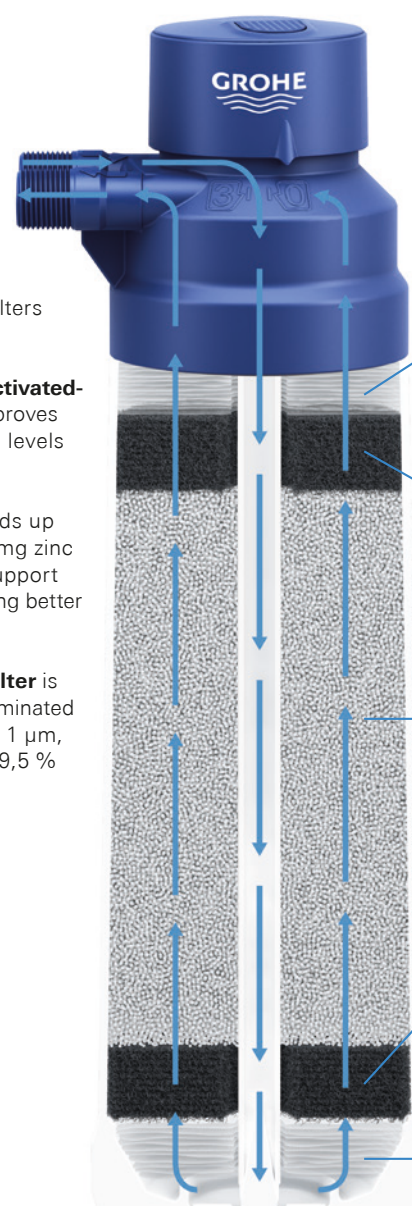
The **magnesium + zinc filter** adds up to 35 mg magnesium and up to 3 mg zinc to each liter of water, helping to support your mineral balance, while delivering better tasting tea and coffee.

Our high-performance **ultrasafe filter** is made for areas with bacteria contaminated tap water. It retains microplastic > 1 µm, 99,999 % of bacteria, and up to 99,5 % of lead.

Scan to get more information about our filters. Visit shop.grohe.com



Tested and Certified by NSF International against NSF / ANSI Standard 42 for the reduction of chlorine, taste and odor.



5

FINE FILTRATION
reduces fine particles.

4

ACTIVATED-CARBON FILTRATION
reduces substances responsible for unpleasant taste and odor e.g. chlorine.

3

ION EXCHANGER
reduces substances such as limescale and heavy metals.

2

ACTIVATED-CARBON PRE-FILTRATION
removes natural contamination, e.g. from the domestic water supply.

1

PRE-FILTRATION
removes rough particles like sand and dirt.



FOR PUREST TASTE ...



... AND AROMA



FOR LIMESCALE PROTECTION
OF KITCHEN APPLIANCES



FOR VITALITY & HYDRATION

GROHE BLUE FILTER TECHNOLOGY

Watch our video
for more information
about the exchange of
GROHE Blue filters.



Tested and Certified by NSF International
against NSF / ANSI Standard 42 for the
reduction of chlorine, taste and odor.



- + TASTE
- LIMESCALE
- CHLORINE
- HEAVY METALS

S- & M-SIZE FILTER

The S- & M-Size filters use a combination of filtration process to remove even the slightest trace of impurities from the water – while retaining important minerals. The filter also fulfills another essential function: By filtering out limescale it ensures that the cooler can perform perfectly over its long lifetime.

S-SIZE FILTER	
Product code:	40 404 001
Capacity @ 20° dKH:	600 L
Height:	234 mm
Radius:	88 mm

M-SIZE FILTER	
Product code:	40 430 001
Capacity @ 20° dKH:	1500 L
Height:	315 mm
Radius:	88 mm



- + MAGNESIUM
- + ZINC
- + TASTE
- LIMESCALE
- CHLORINE
- HEAVY METALS

MAGNESIUM + ZINC FILTER

The magnesium + zinc filter adds up to 35 mg magnesium and up to 3 mg zinc to each liter of water, helping to support your mineral balance, while delivering better tasting tea and coffee.

MAGNESIUM + ZINC FILTER	
Product code:	40 691 002
Capacity @ 17° dGH:	400 L
Height:	315 mm
Radius:	88 mm



- + TASTE
- LEAD
- BACTERIA
- MICROPLASTICS
- CHLORINE
- PARTICLES

ULTRASAFE FILTER

The ultrasafe filter is suitable for areas with highly contaminated water and takes out even the smallest particles. It removes microplastic (>1 µm), 99,999 % of bacteria and up to 99,5 % lead. It forms a barrier to harmful microorganisms and delivers pure drinking water.

ULTRASAFE FILTER	
Product code:	40 575 002
Capacity:	3000 L or 6 months
Height:	234 mm
Radius:	88 mm



- + TASTE
- CHLORINE

ACTIVATED-CARBON FILTER

If you live in a soft-water area, the activated-carbon filter is right for you. The filter delivers delicious drinking water and leaves the carbonate levels in the water untouched.

ACTIVATED-CARBON FILTER	
Product code:	40 547 001
Capacity @ < 9° dKH:	3000 L
Height:	234 mm
Radius:	88 mm



Scan to get more information about GROHE Blue CO₂. Visit shop.grohe.com



Watch our video and see how easy it is to replace the CO₂ bottle.



THE SIMPLEST WAY TO PERFECT BUBBLES

Easy & fast – inserting the CO₂ bottle. In less than a minute, you have a whole new supply of sparkling water – up to 60 liters.

And when the time comes to replace the CO₂ bottle, the display on the faucet starts to blink, giving you ample warning.

The GROHE Blue Online shop or the GROHE Watersystems App makes ordering replacement bottles and returning the empty ones simple and effortless.

WITH PULL-OUT FUNCTION

Our new GROHE Blue Home faucets now come with a pull-out mousseur head for ultimate functionality and flexibility. Select from three contemporary faucet shapes with a pull-out head, each with a hygienic mousseur and two separate water ways, delivering both filtered and unfiltered water effortlessly.

Lead and
nickel free

Pull-out
mousseur


Hygienic
mousseur
with 2 outlets



CONTROL VIA GROHE WATERSYSTEMS APP

Control your GROHE Watersystem via smartphone app for total convenience. The GROHE Watersystems App will not only let you know when the filter or CO₂ need replacing, but can reorder for you automatically. Use it to pour water and monitor your personal water consumption directly via the app.

- **INTEGRATION OF THE COOLER TO THE LOCAL WLAN**
- **SET-UP OF SOFTWARE PARAMETERS**
- **AUTOMATIC REORDERING OF CONSUMABLES**
- **ALERTS WHEN CAPACITIES ARE LOW**



System requirements

iPhone with iOS 12.0 or higher / smart phone with Android 6.0 or higher

Mobile devices and GROHE Watersystems App are not included in delivery and have to be ordered separately via an authorised Apple store / store / iTunes or Google Play store.

The Bluetooth® word mark and logos are registered trademarks owned by Bluetooth SIG, Inc. and any use of such marks by Grohe AG is under license. Other trademarks and trade names are those of their respective owners.

Apple, the Apple logo, iPod, iPod Touch, iPhone and iTunes are trademarks of Apple Inc., registered in the U.S. and other countries. Apple is not responsible for the function of this device or its compliance with safety and regulatory standards.

ENJOY **ALL THE**
BENEFITS OF
GROHE BLUE HOME



HOME DELIVERY MEANS FROM TAP TO TABLE

What could be easier – and more convenient – than drawing your drinking water straight from the tap? Life just became a lot simpler.



Space: we'd all like to have more of it. And in the fridge it's in especially short supply. Try squeezing enough water bottles in to keep the family going for a weekend or when friends come round, because nobody wants to drink lukewarm water on a summer's day. Thank goodness GROHE Blue Home delivers chilled water on demand.



Just think for a moment about the effort it takes to ensure a constant supply of bottled water at home. Queuing up to buy it, lugging the heavy crates and bottles home (how's your back, by the way?), carrying them up the stairs and storing them. And before you know it, it's time to take the empties back, before starting the process all over again.



Time: something else that is precious. So why would anyone want to spend those precious minutes driving to supermarkets, looking for parking spaces and returning bottles. GROHE Blue Home means less frustration, more free time.

And here's another thought: when every member of the family prefers a different water, that's three kinds you have to buy. Not with GROHE Blue Home. You can have sparkling, medium and still – with just one faucet.





SAVE IN THE LONG RUN AND IN THE SHORT

GROHE Blue Home is an investment in more ways than one. When you look at the costs of providing quality drinking water for your family and friends 365 days a year, you'll see how quickly you start to save in comparison to bottled water.

It's a simple piece of arithmetic. You'll soon be saving money with every glass you drink. And that's not counting the time and effort that you save as well.

When you register your GROHE Blue Home purchase online, we'll extend your warranty to 3 years, adding further security to your investment.



* Guarantee extension applies when product has been officially registered.

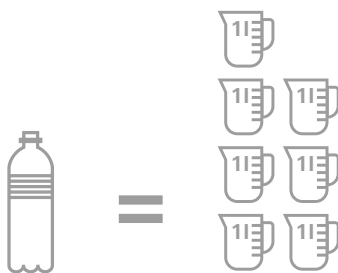
Scan to register your GROHE Blue Home system and receive an extended warranty from 2 to 3 years.



REDUCTION OF WATER CONSUMPTION



BOTTLED WATER




1 liter of PET-bottled water requires up to **7 liters¹** of water

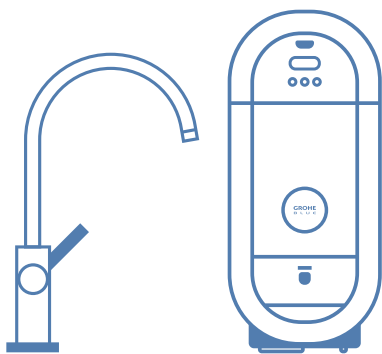
REDUCTION OF CO₂-EMISSIONS



PET-bottled water requires at least **108.47 grams² CO₂** per liter



Up to **800 single-use plastic bottles³** for a family of 4 per year



GROHE BLUE
HOME



GROHE Blue Home requires only **1 liter**



GROHE Blue Home requires **26.33 grams² CO₂** per liter



0 bottles for GROHE Blue Home

¹ "The real water consumption behind drinking water: The case of Italy", Journal of Environmental Management 92 (2011)
² "Creation of a Product Carbon Footprint for GROHE watersystems for drinking water supply", Sebastian Schär, Prof. Dr. Jutta Geldermann, University Duisburg-Essen (2021).
³ Environmental Action Germany (DUH): <https://www.duh.de/mehrweg-klimaschutz0/einweg-plastikflaschen/>
The service life of GROHE Blue Home considered in the study is 10 years.

BRING **MORE VITALITY** INTO YOUR LIFE


Everyone knows that the basis for good vitality is drinking enough water. It's vital for your brain and good for your skin. So if it's beauty and brains that you want, look how GROHE Blue Home can support.



Transform your tap water into delicious, magnesium and zinc added table water with the GROHE Blue Magnesium+ Zinc filter, which enhances the aroma of the water and enriches it with magnesium and zinc. Magnesium, a vital mineral, is good for everyone and even better for athletes and diabetics! Zinc is one of the most important trace elements and supports the body's immune system. The filter adds up to 35 mg/l magnesium and up to 3 mg/l zinc.



Exclusive water recipes from GROHE Blue Home. Based on all natural ingredients and developed by GROHE and BWT, the Water Recipe Book is brim-full of mouth-watering drinks. Tested and approved by water-sommeliers.



How much is enough? Experts recommend that we drink at least 2 liters a day. Yet with GROHE Blue it's so easy and pleasurable to fill a glass of refreshing water that many people find themselves returning for more.



YOUR WATER SOURCE FOR WHEN YOU'RE ON THE MOVE: **GROHE TO GO**

You don't need to stay at home to enjoy GROHE Blue Home. Discover the stylish and practical bottles for when you're out and about. In different elegant PVD colors made of SuperSteel, these bottles ensure you'll always be able to enjoy delicious tasting water wherever you are. Whether on your way to work or a workout, these bottles are beautiful enough to never leave your side.



TAKING A **CLOSER**
LOOK AT GROHE
BLUE HOME





DESIGNED TO LOOK
BEAUTIFUL IN
EVERY KITCHEN



We designed the iconic GROHE Blue Home with a view to creating an aesthetic centerpiece for your kitchen. To ensure that your faucet harmonizes with your kitchen, whatever your chosen style, you can select from a number of different forms. There are three timeless and elegant options: the L-, C- and U-shaped spouts, available in two stylish finishes – Chrome and SuperSteel.

new

GROHE BLUE HOME IN VELVET BLACK

Combining state-of-the-art drinking water technology with the latest trend color 'Matt Black' the GROHE Blue watersystem is the perfect kitchen companion.

Matching with GROHE composite sinks assures a true design statement in any kitchen.

[For more information visit grohe.com](https://www.grohe.com)





THE FAUCET THAT COMPLEMENTS **ALL OTHERS**

If you already have a high-end faucet in your kitchen and don't wish to replace it, then GROHE Blue Home Mono is the perfect choice for you. It fits perfectly alongside your existing faucet, a source of deliciously fresh and sparkling filtered water.



Separated inner water ways
for unfiltered tap and filtered
drinking water.



THE **ULTIMATE** IN DESIGN AND FUNCTION

GROHE Blue Home is the symbiosis of elegant, timeless design and innovative features that make it a pleasure to use. Lovely as it is to look at, there's much more to GROHE Blue Home than meets the eye.

When the time comes to replace the filter, the display on the faucet will alert you with an orange, blinking light.



A white, blinking light alerts you when it's time to replace the CO₂ bottle.



Push button with illuminated LED ring for still, medium and sparkling water.



Spout, turnable by 150°

Hygienic mousseur with two outlets and optional pull-out

Forward rotating lever with knurled structure for better grip

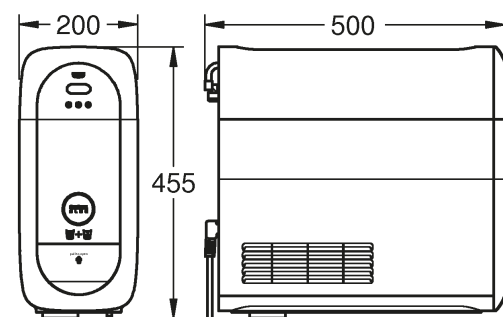
Cartridge with GROHE SilkMove technology for normal tap water





The GROHE Blue Home cooler is slim and adaptable, making it simple to find the ideal space for it in your kitchen. It can be fitted directly below the sink or within a radius of 2.5 meters (an extension set 40 843 000 is needed), e.g. in a 30 cm wide towel cabinet.

EVERY SPACE CAN
BE A HOME FOR
GROHE BLUE HOME.




[Watch our video for more information about the product installation.](#)



INSTALLING THE COOLER: THE LAST STEP TO **PERFECT REFRESHMENT**

1



Place faucet and mount with fixation set below the cabinet.

2



Place ventilation template and drill ventilation hole accordingly.

3



Screw filter into filter head and place cooler below the cabinet into the drilled holes.

4



Connect hoses to the faucet and cooler. Afterwards open the angle valves before connecting power supply.

5



Screw in CO₂ bottle and close front with cover. Rest the cooler for about 6 hours to cool down the water.

6





















Adjust the software to the correct filter capacity setting.



















GROHE BLUE HOME
PRODUCT PORTFOLIO

For more information on the
product range visit [grohe.com](https://www.grohe.com)

PRODUCT	MATERIAL NO.	COLOR	FEATURES
	GROHE Blue Home L-Spout Starter Kit	31 454 001 31 454 DC1 31 454 KS1 31 454 DL1 31 454 AL1	Chrome SuperSteel Velvet Black Brushed Warm Sunset Brushed Hard Graphite
			       










	GROHE Blue Home C-Spout Starter Kit	31 455 001 31 455 DC1 31 455 KS1 31 455 DL1 31 455 AL1	Chrome SuperSteel Velvet Black Brushed Warm Sunset Brushed Hard Graphite
			       










	GROHE Blue Home U-Spout Starter Kit	31 456 001 31 456 DC1	Chrome SuperSteel
			       










	GROHE Blue Home Mono Starter Kit	31 498 001 31 498 DC1 31 498 DL1 31 498 AL1	Chrome SuperSteel Brushed Warm Sunset Brushed Hard Graphite
			     




* Guarantee extension applies when
product has been officially registered.

PRODUCT	MATERIAL NO.	COLOR	FEATURES
	GROHE Blue Home L-Spout Starter Kit with pull-out mousseur	31 539 000 31 539 DC0 31 539 KS0	Chrome SuperSteel Velvet Black
			       

	GROHE Blue Home C-Spout Starter Kit with pull-out mousseur	31 541 000 31 541 DC0 31 541 KS0	Chrome SuperSteel Velvet Black
			       

	GROHE Blue Home U-Spout Starter Kit with pull-out mousseur	31 543 000 31 543 DC0	Chrome SuperSteel
			       

EACH **GROHE BLUE HOME** CONTAINS:



GROHE BLUE HOME RANGE OF ACCESSORIES

For more information on the
product range visit [grohe.com](https://www.grohe.com)

PRODUCT MATERIAL NO.



GROHE Blue S-Size filter
reduces smell and taste disturbing substances, e.g. chlorine, reduces limescale and heavy metals
Capacity at 20° dKH: 600 l

40 404 001

GROHE Blue M-Size filter
Capacity at 20° dKH: 1.500 l

40 430 001

PRODUCT MATERIAL NO.



GROHE Blue Activated-carbon filter
for regions with water hardness below 9° dKH, reduces smell and taste disturbing substances, e.g. chlorine
Capacity: 3.000 l

40 547 001

GROHE Blue Magnesium + Zinc filter
enriches the water with up to 35 mg/l magnesium and up to 3 mg/l zinc, reduces smell and taste disturbing substances, e.g. chlorine, reduces limescale and heavy metals
Capacity at 17° dGH: 400 l

40 691 002

GROHE Blue Ultrasafe filter
filters microplastic (> 1 µm), 99,999 % of bacteria and up to 99,5 % lead, removes unwanted materials and impurities from the water
Capacity: 3.000 l or 6 months

40 575 002



GROHE Blue Cleaning cartridge
Adapter
for GROHE Blue cleaning cartridge
BWT filter head only to be used in combination with 40 434 001

40 434 001

40 694 000



GROHE Blue Starter Kit CO₂ bottles
425 g, 4 pieces

40 422 000

GROHE Blue Refill Kit CO₂ bottles
425 g, 4 pieces

40 687 000

GROHE Blue CO₂ bottles
425 g, 18 pieces

40 920 000

Adapter
for GROHE Blue CO₂ bottle
425 g

40 962 000

PRODUCT MATERIAL NO.



GROHE Blue Glasses
250 ml, 6 pieces

40 437 000

PRODUCT MATERIAL NO.



GROHE Blue Drinking bottle, 500 ml
tritan (BPA free)

40 848 000

GROHE Blue Glass carafe with lid set
1.000 ml

40 405 001



GROHE Blue Lid set
Consists of 2 lids:
Stainless steel lid with tilt lock and integrated sieve to hold back e.g. fruits
Plastic lid for closing (BPA free)

40 636 SD0

PRODUCT MATERIAL NO. COLOR FEATURES



GROHE Blue Thermo drinking bottle, 450 ml
Stainless steel bottle with GROHE Blue decor, double-walled, lid with strap

40 848 SD0
40 848 GN0
40 848 DL0
40 848 AL0

Stainless Steel
Brushed Cool Sunrise
Brushed Warm Sunset
Brushed Hard Graphite



Tested and Certified by NSF International against NSF / ANSI Standard 42 for the reduction of chlorine, taste and odor.

GROHE BLUE HOME FEATURES OVERVIEW



GROHE SILKMOVE

Smoothest handling for effortless precision and ultimate comfort for a lifetime.



LONG-LIFE SHINE

Made-to-last surfaces ranging from precious matt to shiny like a diamond.



ENHANCED WATER

Superior-quality water directly from the kitchen faucet – saving time, money and the environment.



SWIVELSTOP

Limited turn angle prevents flooding.



COMFORT HEIGHT

Height of the spout allows easy filling of large pots.



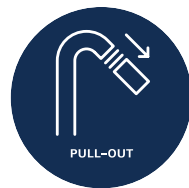
FORWARD ROTATING LEVER

Forward rotating lever prevents the lever hitting the backsplash.



SMARTPHONE APP

Install the GROHE Watersystems App to easily configure and monitor all your GROHE watersystems and reorder consumables with the integrated webshop.



PULL-OUT MOUSSEUR

Increases the operating radius of your faucet.



REAL STEEL

Made of solid stainless steel, a robust material with anti-bacterial properties.



HERE ARE THE **ANSWERS** TO ALL YOUR QUESTIONS



How much space do I need to install GROHE Blue Home?

The cooler is 20 cm wide and 50 cm deep. This means that the whole system can fit comfortably inside a standard 60 cm or even in a 30 cm kitchen cabinet.

When do I need to change the filter?

The filter has to be changed at least every 12 months, or when it has run out, whichever is sooner. An LED display in the faucet's left handle makes it easy to tell when filter capacity is running low. A flashing light indicates less than 10% capacity and a rapidly flashing orange light indicates 1% capacity, meaning the filter cartridge must be changed. If the device is integrated to the GROHE Watersystems App it will remind you to change the filter by sending a push notification.

When do I need to change the CO₂ bottle?

As soon as the water does not sparkle anymore. To give a heads-up indication the LED display in the faucet's left handle flashes white shortly before the CO₂ bottle needs to be replaced. The system will also send a push notification via the GROHE Watersystems App.

Where can I buy filter and CO₂ bottles?

Visit our online GROHE Blue shop for all replacement filters, CO₂ bottles and accessories or use the GROHE Watersystems App to order refills with your smartphone.

How do I change the filter?

The filter can be easily changed simply by unscrewing it, cleaning and disinfection with GROHE Blue Xtra-Clean. Afterwards screwing in the new filter in its place. You don't even need to turn the water supply off.

How do I change the CO₂ bottle?

The CO₂ bottle can also be changed simply by unscrewing it and screwing in the new bottle in its place. Simple!

How can I dispose of the filter?

Used filter cartridges can be disposed of hazard-free in domestic waste. In the European Union, you can send the filter including the hygiene cap back to GROHE for recycling. Further information at <http://recycling.grohe.com>

What is the capacity of the CO₂ bottle?

The 425 g bottle produces up to 60 liters of full sparkling water.

What happens if I do not use GROHE Blue Home for an extended period of time?

GROHE recommends not leaving the filter system out of service for extended periods of time. If the GROHE Blue filter system is not used for a few days, the filter system must be rinsed with at least four liters of water. If you leave the system unused for more than four weeks then the system has to be cleaned with the GROHE Blue Xtra-Clean cleaning liquid 40 434 001 and the filter must be replaced.

Why should I drink GROHE Blue water? I keep hearing that tap water is top quality, so why should I purchase GROHE Blue Home?

GROHE Blue purifies the already good quality tap water, and of course gives you the option of chilled, carbonated water too. Substances which are important for the body such as calcium and magnesium are retained, while the limescale content is reduced and elements which affect taste such as heavy metals (iron, copper), chlorine and organic substances are filtered out. Water supply companies just guarantee drinking water quality to the point where it enters your home. Impurities caused by the house piping are eliminated by the GROHE Blue filter.

What do I need to consider when installing GROHE Blue Home?

Don't forget that the cooler requires sufficient air ventilation and requires a warm air exhaust outlet at the bottom of the cabinet. The cut-out template is included in every product set.

GROHE: A WHOLE WORLD OF **INTELLIGENT DESIGN** FOR THE KITCHEN

Discover the many beautiful and functional faucets in our wide selection.

They range from sleek, minimalistic forms that are timeless in their appeal, to striking styles that make a bold design statement.

And they come with many ingenious features and functions for ease and pleasure of use. For example with our pull-out mousseurs and sprays which are both convenient and time-saving. Or easy-touch faucets that can be operated with just a fingertip.

Whatever your needs, GROHE offers you all the choice, comfort and flexibility that you could wish for.



Find more on [grohe.com](https://www.grohe.com)



REGISTER ONCE, BENEFIT TWICE!

Scan the QR-Code to register your GROHE Blue Home system now and receive an extended warranty from 2 to 3 years.



<https://product-registration.grohe.com>



* Guarantee extension applies when product has been officially registered.

ORDERING FROM HOME OR ON THE GO: **DONE**

Visit our GROHE Blue Online shop to see our exclusive range of carafes and glasses, drinking bottles for on-the-go, as well as replacement filters and CO₂ bottles.



Visit our GROHE Blue shop:
<https://shop.grohe.com>

Follow us




* Guarantee extension applies when product has been officially registered.



QUALITY

***"No.1** most trusted brand in the sanitary industry" –*
Wirtschaftswoche, 2017




TECHNOLOGY

***"Top 50** companies to change the world" –*
Fortune Magazine, 2017



DESIGN

*Over **400 design awards** won since 2003*



SUSTAINABILITY

***Double award winner** of the German Sustainability Award 2021*

Grohe AG
Feldmühleplatz 15
D - 40545 Düsseldorf
Germany

© 11/2022 – Copyright by GROHE

PART OF **LIXIL**