


*Pure Freude  
an Wasser*



BEFORE A DRIP  
**BECOMES A FLOOD.**  
DETECT TO TAKE CARE WITH GROHE SENSE.



A close-up, high-speed photograph of a hand splashing water. The hand is positioned in the upper left, with fingers slightly curled. Water is captured mid-splash, creating a dynamic, crystalline structure of droplets and bubbles that extends across the middle of the frame. The background is a soft, light blue gradient, providing a clean and refreshing aesthetic. The lighting is bright and even, highlighting the textures of the skin and the clarity of the water.

AT GROHE,  
OUR VISION IS TO ENSURE  
THAT WATER IS ALWAYS  
**A SOURCE OF PLEASURE.**



YET SOMETIMES WATER IS ALSO  
**A SOURCE OF PROBLEMS.**

A LEAK. A BLOCKED SINK.  
A BURST PIPE.

AND SUDDENLY  
YOU ARE CONFRONTED  
WITH A RUINED HOME  
AND RUINOUS COSTS.





YOU MIGHT THINK  
IT CANNOT HAPPEN  
TO YOU.

BUT THE FACT IS THAT  
**EVERY 2ND FAMILY**  
HAS EXPERIENCED  
WATER DAMAGE  
AT LEAST ONCE.





WHEN WATER GETS  
**OUT OF CONTROL,**  
YOUR HOME IS  
DEFENCELESS.

### **Anytime, anywhere**

Leaks can occur anywhere in the home – and at anytime. They can result from pipe damage or faulty appliances, with bathrooms and cellars being the worst affected.



### **A race against time**

When water damage occurs, half the time the walls are also affected. And in 83%<sup>1</sup> of those cases, mould penetrates the walls due to excess humidity. Given that mould develops rapidly, building up within just 24 hours, there is an urgent need to respond immediately.



### **Watch out for the pipes**

65%<sup>2</sup> of water damage is due to burst or leaking pipes. Extended periods of frost result in up to 52%<sup>3</sup> more water damage occurring – typically pipe-related.



### **The drip that brings the house down**

Small leaks can go on for months or even years without being noticed – and can cause extensive damage.




<sup>1</sup> The ConsumerView, January 2016, Water Security Research

<sup>2</sup> The ConsumerView, May 2016, Quantitative End-user Assessment Germany

<sup>3</sup> [http://www.schadenprisma.de/pdf/sp\\_2015\\_1\\_1.pdf](http://www.schadenprisma.de/pdf/sp_2015_1_1.pdf)



# THE ALARMING FACTS ABOUT WATER DAMAGE: THE NO.1 PROBLEM WITHIN THE HOME



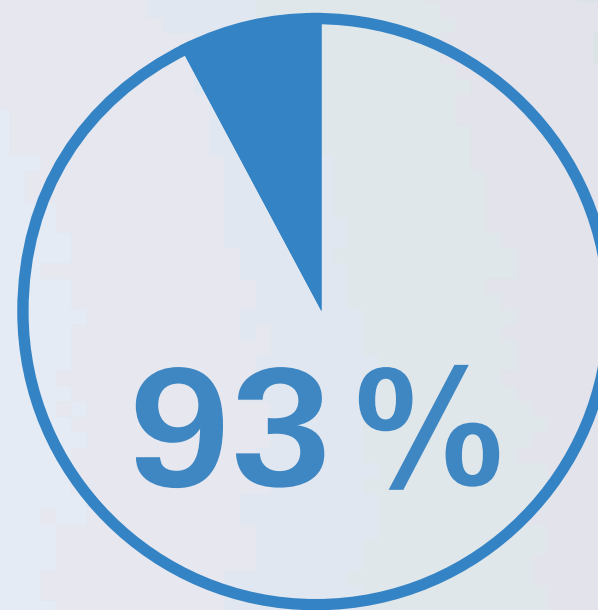
**54%**

54% of households have experienced mains-related water damage.<sup>1</sup>



**65%**

65% of all cases were related to pipes.<sup>2</sup>



In 93% of cases, water damage could have been prevented.<sup>3</sup>

**€ 2,297**




In Europe, the average cost of repairing water damage is € 2,297.<sup>4</sup> 28% of households are not even reimbursed at all. And those who are, only get 61%<sup>1</sup> of the total cost reimbursed.



**1.1 million**

In 2015 in Germany alone, there were 1.1 million cases of reported water damage to private homes.<sup>5</sup>



**24 hours**

After just 24 hours mould can start to build up due to humidity, causing respiratory problems, asthma and allergies.<sup>6</sup>

<sup>1</sup> The ConsumerView, January 2017, Quantitative Assessment Europe

<sup>2</sup> The ConsumerView, May 2017, Quantitative Assessment Europe

<sup>3</sup> ACE-Group: <http://www.businesswire.com/news/home/20110404007195/en/ACE-Private-Risk-Services-Study-Identifies-Type>

<sup>4</sup> by German insurers: <http://www.gdv.de/zahlen-fakten/schaden-und-unfallversicherung/wohngbaeuerversicherung>

<sup>5</sup> [https://irp-cdn.multiscreensite.com/c4e267ab/files/uploaded/Rf7chFZfSe2cTKWmjba\\_MA\\_WHO\\_Guidelines%20for%20Indoor%20Air%20Quality\\_Dampness%20and%20Mould\\_2009.pdf](https://irp-cdn.multiscreensite.com/c4e267ab/files/uploaded/Rf7chFZfSe2cTKWmjba_MA_WHO_Guidelines%20for%20Indoor%20Air%20Quality_Dampness%20and%20Mould_2009.pdf)

# THE COST OF WATER DAMAGE CAN RUN **INTO THE THOUSANDS ...**

A flooded home is just the beginning.  
The moment the damage occurs, time is of the essence.  
The longer it takes to dry out your home, the greater  
the danger of mould beginning to grow.

But first the insurance company has to be involved and  
the claim approved. A plumber has to bring in drying  
machines that are in action for days and it often means  
opening up a wall. The mess goes on and on.  
And the bill for it all can bring tears to your eyes.





# ... BUT IT'S NOTHING COMPARED TO THE **COST OF LOST MEMORIES.**

Far worse is the realisation of what you have lost: treasured photographs, now covered with mould, a trunk with your ruined wedding dress and your children's first drawings – sodden and disintegrating. A whole lifetime of memories that can never be brought back.





JUST IMAGINE IF YOU HAD  
AN **EARLY WARNING SYSTEM:**

ONE THAT WOULD  
ALERT YOU INSTANTLY  
IF SOMETHING WENT WRONG.

OR STEP IN INSTANTLY  
TO AVERT A FLOOD.





INTRODUCING **GROHE SENSE**  
**AND GROHE SENSE GUARD:**  
THE WATER SECURITY SYSTEM  
THAT TAKES CARE OF YOUR  
HOME.



**GROHE SENSE**  
THE SMART WATER SENSOR  
THAT DETECTS WATER IN YOUR HOME.







AND **GROHE SENSE GUARD**  
THE SMART WATER CONTROLLER  
THAT DETECTS BURST PIPES  
AND AUTOMATICALLY SHUTS OFF  
THE WATER SUPPLY.





AND THE **GROHE ONDUS APP**  
FOR COMPLETE WATER CONTROL  
OF YOUR HOME.



# GROHE SENSE PROVIDES WATER SECURITY FOR YOUR ENTIRE HOME 24/7. **DETECTS, ALERTS AND STOPS!**

GROHE Sense is an easily installed, Wireless LAN-connected water security system for your entire house. It monitors areas where water damage could occur, checks temperature and humidity and alerts you instantly if something goes wrong.

But more than that: GROHE Sense Guard tracks water consumption, detects micro leaks early and in case of a burst pipe, GROHE Sense Guard even shuts off the water supply. Instantly.

Know what is going on in your house anytime and stay in control with the GROHE Ondus app on your smartphone.





GROHE SENSE + GROHE SENSE GUARD:  
YOUR **SECURITY TEAM**  
FOR COMPLETE WATER SAFETY  
IN YOUR HOME.

EASY TO  
INSTALL



DETECTS LEAKS  
ON THE FLOOR

SENSES  
HUMIDITY

SENSES  
TEMPERATURE AND  
DETECTS FROST RISK



DETECTS  
BURST PIPES  
AND STOPS  
WATER FLOW  
INSTANTLY

SENSES  
WATER  
PRESSURE,  
TEMPERATURE  
AND FLOW

DETECTS  
FROST RISK AND  
MICRO LEAKS

TRACKS  
CONSUMPTION



GROHE SENSE  
AND GROHE SENSE GUARD:  
ENVISIONED, DEVELOPED  
AND **MADE IN GERMANY**





THE **DILIGENT WATER SENSOR**  
THAT NEVER SLEEPS.







# GROHE SENSE IS THE **EVER-PRESENT WATCHDOG** PROTECTING EVERY SPACE IN YOUR HOME.

Watching out for leaks under the kitchen sink or the washbasin.



In the cellar tracking humidity to prevent condensation and monitoring temperature to identify frost risk.



Next to the washing machine in the event of the hosepipe leaking.



In the bathroom, where humidity can be a problem if you do not ventilate in time.



GROHE SENSE IS  
**CONSTANTLY ON  
THE LOOKOUT –**  
SO YOU DON'T  
HAVE TO BE.

GROHE Sense detects the presence  
of water and alerts you instantly –  
before it leads to something worse.





# BEFORE A DRIP BECOMES A FLOOD.

Imagine the old washing machine starts to leak and water seeps over the floor. The moment that water comes into contact with the sensor, GROHE Sense emits a beeping sound, a pulsating red light – and sends a push notification to your smartphone.

**Giving you a chance to react. Fast.**

So you're there in time to stop the leak becoming a flood. And can still enjoy the last rays of sunshine.





SO JUST SIT BACK  
AND RELAX:  
**GROHE SENSE**  
IS ON THE JOB.





# ONCE YOU CAN SEE IT, **IT'S TOO LATE.**

Mould and humidity go hand in hand. Humidity and damp provide the ideal conditions for mould to grow – it can start to develop after just 24 hours. Mould not only damages your house and property, but it is also a creeping health hazard that is much harder to remove than to prevent. It can be a particular health risk for the very young and very old as it can cause irritation in the respiratory area.





# TOO MUCH IS BAD – TOO LITTLE AS WELL.

Since we don't have a feeling for the humidity level in our homes, GROHE Sense is the answer. It alerts you to unhealthy levels of humidity – allowing you to act before mould rears its ugly head.

But your health can also suffer when humidity levels are too low: irritated sinuses, itchy eyes and dry skin and an increased risk of colds can result.

But short-term high or low humidity is not a problem – it only becomes critical after a length of time. That's why GROHE Sense alerts you if the humidity stays above or below these levels for more than three consecutive hours.





# WATER MAKES GROHE SENSE **SEE RED**

GROHE Sense is truly smart. Equipped with a range of intelligent functions to detect, sense and respond to the presence of water where it shouldn't be.



### **Detects Flooding**

And instantly alerts you. Even without WLAN connectivity, GROHE Sense detects flooding and alerts you through a pulsating red light and a beeping sound.



### **AquaAlarm**

Receive situation-dependent alerts via pulsating red light, beeping sound or on your smartphone.



### **Senses Humidity**

Get a daily update of room humidity, measured once every hour, set thresholds and get warned instantly if humidity is critical for more than 3 hours.



### **Senses Temperature**

Get a daily update of room temperature on the hour, set thresholds and get warned instantly if critical.\*



### **AquaIQ**

The self-learning algorithm ensures that all alerts and actions are perfectly adapted to match your household consumption.



### **LongLifeBattery**

Durable battery power usage for up to 4 years.



### **WaterResistant**

Protected against spraying water.



### **GROHE Ondus**

One app to access and manage all GROHE connected products from your mobile device.

\* please do not use GROHE Sense as a fire alarm, as GROHE Sense measures temperature just once an every hour



# NO HIDING PLACE FOR WATER – FOR EVERY SITUATION, THE RIGHT GROHE SENSE.

## The minimalist solution for any location

For frequently visited rooms and places with easy access, this is the straightforward answer. And thanks to its premium design it looks good everywhere

As with any GROHE Sense model you will be alarmed immediately in case of flooding, critical temperatures and humidity. It also sends you daily updates on humidity and temperature.



**22 505 LN0**  
GROHE Sense  
Smart for Wireless LAN  
Battery powered



## For difficult-to-reach locations – GROHE Sense combined with the extension set

Some places are harder to monitor than others. For especially tight corners and narrow spaces such as under your washing machine or below the bath, the GROHE Sense Extension Set is the answer.



**22 506 LN0**  
Extension set  
for GROHE Sense 22 505 LN0  
For difficult to reach locations



## GROHE Sense+ Ideal for holiday homes or the cellar

For especially critical locations that are infrequently visited and where constant monitoring is desirable, the best choice is GROHE Sense+, the mains powered sensor.

It allows for daily updates on humidity and temperature and for the current status to be remotely checked anytime.



**22 507 LN0**  
GROHE Sense+  
Smart for Wireless LAN,  
mains powered, 230 V  
**22 508 LN0**  
(see above) 230V UK





# INSTALL IT YOURSELF IN AN INSTANT.

With GROHE Sense you can detect water and protect your home from water damage in just 10 minutes.

Simply download the app and register, place the sensor in the chosen location, insert the batteries or connect power plug to the Wireless LAN using the GROHE Ondus app –your home is safe.





THE **INTELLIGENT GUARDIAN**  
OF YOUR HOME.





# GROHE SENSE GUARD: **24/7 IN ACTION.**

Guaranteed to let you sleep easy: when you integrate GROHE Sense Guard into the main water pipe, it constantly monitors water flow, pressure and temperature, actively detecting leaks and frost risk, responding to even the smallest changes and alerting you instantly.





# TAKE CONTROL OF YOUR **WATER CONSUMPTION.**

With GROHE Sense Guard and the GROHE Ondus app, you can remotely track your water consumption – daily, weekly or monthly – and keep your water bills under control.

GROHE Sense Guard also alerts you to unusual consumption and discovers leakages or anomalies early.






# HOW TO AVOID A FROSTY WELCOME.

During extended periods of frost, frozen pipes cause an increase of 52%<sup>1</sup> in reported water damage. The danger of this happening is much greater in rooms that are not often checked – like the cellar – or weekend homes that are seldom attended to.

Both GROHE Sense and GROHE Sense Guard help you to avoid potential damage caused by frost. GROHE Sense Guard senses the water temperature where it enters your house and gives you early warning of the risk of incoming frost water.

And GROHE Sense alerts you when the room temperature falls below 3°C. So you can close windows or turn the heating up.

1. [http://www.schadenprisma.de/pdf/sp\\_2015\\_1\\_1.pdf](http://www.schadenprisma.de/pdf/sp_2015_1_1.pdf)





BAD THINGS  
ARE WAITING  
TO HAPPEN  
(BUT WE WON'T  
LET THEM).

The **burst pipe** which results in 65%\* of water damage in Germany – and enormous cost. GROHE Sense Guard detects and shuts off the water supply immediately, preventing your home from being flooded.

Even if GROHE Sense Guard loses Wireless LAN connectivity, this function controlled by the AqualQ algorithm still works independently.



The **dripping tap** that loses one drip per second can waste more than 11,000 litres per year. That is enough water for more than 180 showers! GROHE Sense Guard detects even small amounts of water loss early, so you can find the issue and get the leak repaired.



The **leaking pipe** which together with leaking taps, showers or toilets, causes 28%\* of water damage. Often minimal in size, these small leaks can go on for years, completely saturating walls or floors over time and causing extensive damage. GROHE Sense Guard detects the leak early, so you can check things out and get it repaired.



The **frozen pipe** that can occur during extended periods of frost, especially in rooms or houses that are not often visited or checked. GROHE Sense Guard senses the water temperature and gives you early warning of the risk of incoming frost water.



\* The ConsumerView, May 2016, Quantitative End-user Assessment Germany

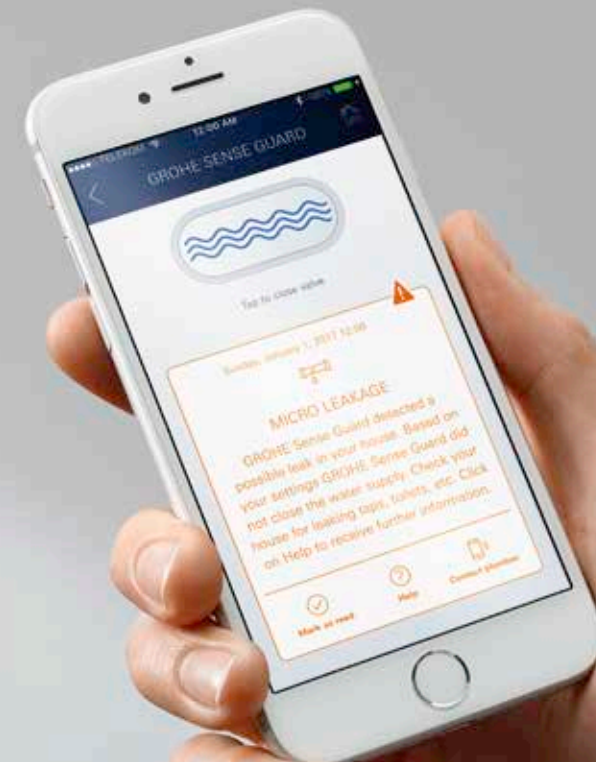


# MICRO LEAKS CAN LEAD TO A **MACRO BILL.**


Think of the drip, of a tap in the night. Or a garden hose that hasn't been turned off completely. Or a dripping toilet. Not to forget a dripping pipe in the wall...

They sound like smallish problems but they add up to a huge waste of water over time. And equally to a huge waste of money.

On top of that a micro leak in the wall is often detected only after many months, by which time it could have caused major damage to walls and floors. GROHE Sense Guard can detect all kinds of micro leaks and alert you in time so you can react.








IN THE CASE OF A BURST PIPE,  
GROHE SENSE GUARD  
**IMMEDIATELY SHUTS OFF  
THE WATER.**

Think of the worst thing that can happen when you're on holiday:  
a pipe bursts, the cellar gets flooded, mould creeps up the walls,  
the antique furniture is ruined and ... stop right there!

With GROHE Sense Guard the moment a pipe breaks,  
AquaBlock reacts immediately, closing the valve, shutting  
off the water and saving not just the day – but the holiday.

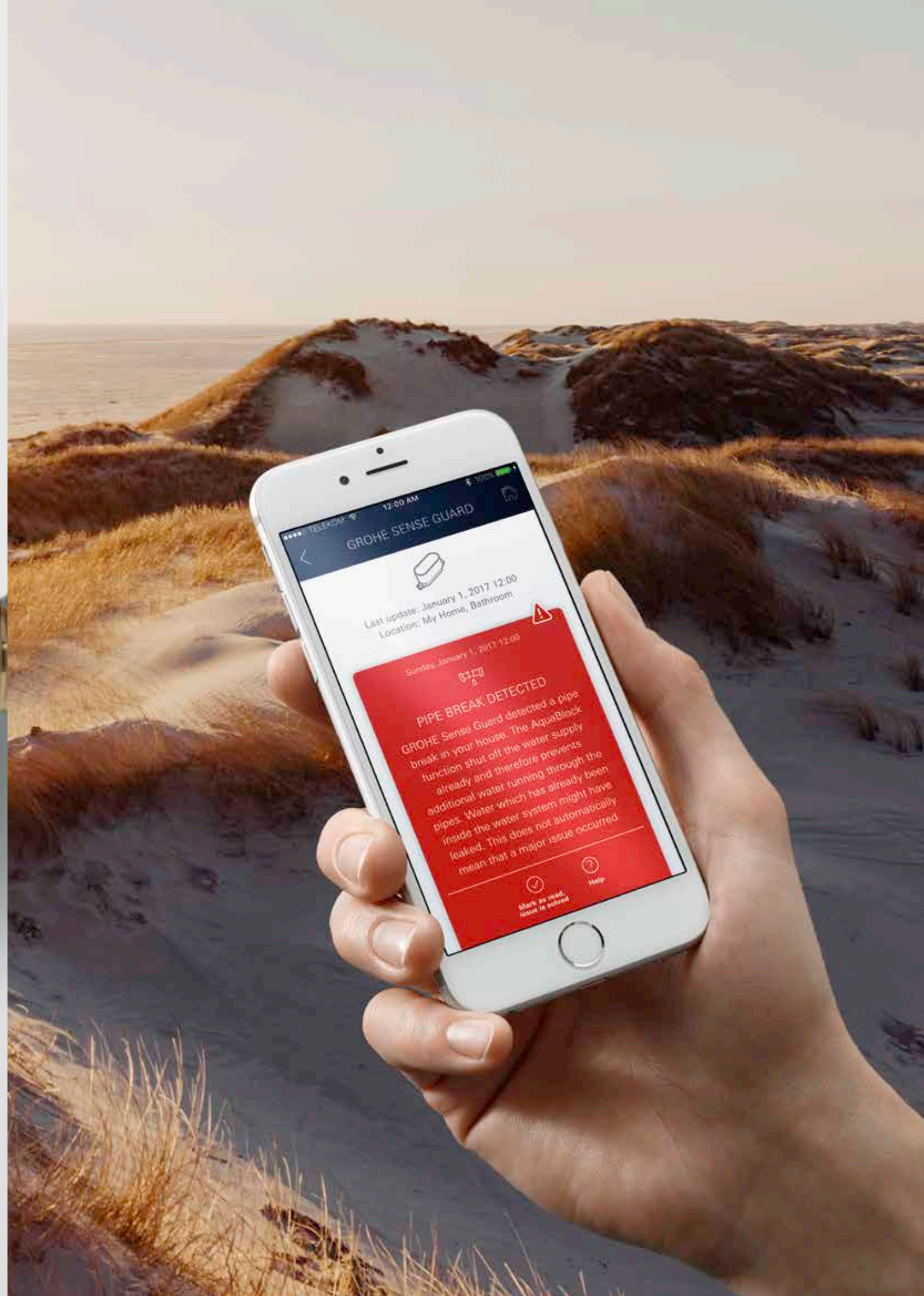


**WATER OFF**



# GROHE SENSE GUARD IS ALWAYS THERE FOR YOU – **WHEREVER YOU ARE.**

One glance at your smartphone tells you all you need to know:  
the water has been stopped and you can carry on enjoying your holiday.







SO EVEN ON THE OTHER SIDE  
OF THE WORLD ...

... YOU STILL HAVE **EVERYTHING  
UNDER CONTROL.**

You can open the GROHE Ondus app anytime and anywhere to get the latest status from home.

Best option of all: enjoy total peace of mind while you are away. Shut off the water supply when you leave the house or if you forget, by using your smartphone.



# GREAT DETECTIVE WORK

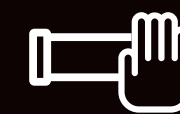
GROHE Sense Guard is the clever, round-the-clock water-detection system that detects smaller leaks and dripping taps and in the case of a burst pipe shuts off the water supply.

Furthermore, it constantly measures and compares water pressure, temperature and flow with pre-set thresholds.



#### **Detects Pipe Breaks**

Detects a pipe break, instantly shuts off the water supply and alerts you. Even without connectivity, GROHE Sense Guard detects the pipe break and alerts you through a pulsating red light and a beeping sound.



#### **AquaBlock**

Shuts off the water supply either manually or automatically in case of a pipe break.



#### **Detects Drop Leakages**

Detects drop leakages and instantly alerts you.



#### **Detects Unusual Water Flow**

Detects unusual water consumption and instantly alerts you.



#### **Detects Frost Risk**

Detects if the incoming water could cause frost and instantly alerts you.



#### **AquaAlarm**

Receive situation dependent alerts via pulsating red light, beeping sound or on your smartphone.



#### **AquaTrack**

Tracks your water consumption accurately.



#### **Normally Open**

Water remains available in case of a power cut.



#### **AquaIQ**

The self-learning algorithm ensures that all alerts and actions are perfectly adapted to match your household consumption.



#### **GROHE Ondus**

One app to access and manage all GROHE connected products from your mobile device.





# RELAX – AND LET THE **GROHE INSTALLER** DO THE WORK.

It's a simple matter to install GROHE Sense devices all round your house.

However we recommend that you use the services of a professional installer to install GROHE Sense Guard.

For the installer, the job is easy and fast: in about an hour, your home is guarded from pipe breaks and leaks.

To find your nearest GROHE installer, go to [www.find-installer.grohe.com](http://www.find-installer.grohe.com)





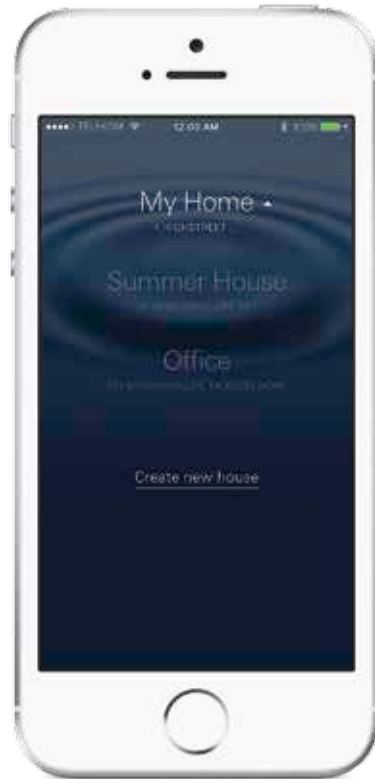
**SMART**  
IN EVERY SENSE  
OF THE WORD







Manage all connected GROHE devices in one easy-to-handle app.




Manage multiple houses and rooms.

# INTRODUCING THE **GROHE ONDUS APP** – YOUR PERSONAL DIGITAL WATER PROFILE.

1 app – 1 digital water profile: GROHE Ondus forms the centrepiece of the GROHE Sense system, offering you the highest level of water safety and allowing you to continually monitor and control GROHE Sense and GROHE Sense Guard – whenever and wherever.



For Android 4.3+ and Apple iOS 9+



Easy installation. The app guides you through the set-up process – step by step.



Monitor temperature and humidity with your GROHE Sense and Sense+.



Control your devices, e.g. turning water on and off with your GROHE Sense Guard.



Monitor water pressure, water flow and water temperature with your GROHE Sense Guard.



# GROHE SENSE AND GROHE SENSE GUARD PRODUCT PORTFOLIO

---

**22 505 LN0**  
GROHE Sense  
Smart for Wireless LAN,  
battery powered



---

**22 506 LN0**  
Extension set  
for GROHE Sense 22 505 LN0  
For difficult-to-reach locations



---

**22 507 LN0**  
GROHE Sense+  
Smart for Wireless LAN,  
mains powered, 230 V  
**22 508 LN0**  
(see above), mains powered 230 V UK



---

**22 500 LN0**  
GROHE Sense Guard  
Smart for Wireless LAN,  
mains connected 230 V  
**22 513 LN0**  
(see above), mains powered 230 V UK



---

**22 501 000**  
Wall mount set  
for GROHE Sense Guard  
water controller



---

**22 502 LN0**  
GROHE Sense Kit  
containing Smart for Wireless LAN,  
mains connected 230 V  
+ 3 x Smart for Wireless LAN,  
battery powered  
**22 517 LN0**  
(see above), mains powered 230 V UK





# PURE FREUDE AN WASSER

Life-giving, universal, joyful – water itself is the source of inspiration for the whole of our distinctive product portfolio. Each of these products is always based on our four core values: Quality, Technology,

Design and Sustainability. Balancing these in everything we do, allows us to deliver unrivalled water enjoyment to our customers.



## QUALITY

### GERMAN PERFECTIONISM INSPIRES ULTIMATE CUSTOMER CONFIDENCE.

We strive for an excellence that goes way beyond the surface of our products. In fact, from design to production and customer service we aim for nothing less than perfection at every stage. Our history of great German engineering, rigorous internal tests and numerous external certification processes are what gives our customers complete confidence in a name they can trust.

## TECHNOLOGY

### MASTERING WATER THROUGH TECHNOLOGY.

In our relentless search for technological innovation we work to integrate the latest digital advances, creating smart solutions that enhance our customers' enjoyment of water. Our in-house experts harness the power of water to enhance the experience of our customers every day – the moment of truth, for our products and brand.

## DESIGN

### SIGNATURE ELEMENTS STYLED TO PERFECTION.

An empathetic and intuitive design language offers us the opportunity to create products that feel as if they were designed just for you. This unique GROHE DNA that is both ergonomic and visually distinctive has earned us numerous design awards: world class references are testimony to our world-wide recognition.

## SUSTAINABILITY

### ENSURING WATER ENJOYMENT FOR GENERATIONS TO COME.

Water is as essential as the air that we breathe, one more reason why we are so passionate about it. To be able to offer "Pure Freude an Wasser", not just to today's consumer but for generations to come, we offer sustainable product solutions like GROHE Blue, GROHE EcoJoy and GROHE SilkMove ES, and we demonstrate through our Sustainability Report and Sustainability accolades that we have made a serious corporate commitment to protecting the planet.



Follow us



Just scan the QR code to view the latest brochure as download or PDF on your tablet or smartphone.

Grohe AG  
Feldmühleplatz 15  
D-40545 Düsseldorf  
Germany

© 03/2017 – Copyright by GROHE

PART OF **LIXIL**